

# Shuttles, Spindles & Skeins, Inc.

weaving . basketry . spinning . knitting . felting  
classes . equipment . yarn


635 South Broadway #E  
Boulder, CO 80305

Table Mesa Shopping Center  
(303) 494-1071 or 1-800-283-4163 (toll-free)

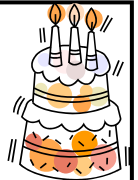
Hours: Monday 12-6 . Tuesday-Saturday 10-6 . Closed Sunday

[www.shuttlesspindlesandskeins.com](http://www.shuttlesspindlesandskeins.com)

Sept. - Dec. 2010



## 18<sup>TH</sup> BIRTHDAY SALE




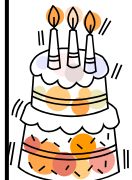

Saturday, September 11, 10-6pm - One day only!

15% OFF ALL SCHACHT EQUIPMENT (EXCEPT CRANBROOK LOOMS)  
AND ALL IN-STOCK MERCHANDISE.  
(INCLUDES BOOKS, MAGAZINES, PATTERNS, BUTTONS, FIBER, ETC., ETC.)

PAYMENT MUST BE MADE IN FULL AT TIME OF PURCHASE.  
CHECKS AND CASH ARE PREFERRED, BUT MASTERCARD, VISA, DISCOVER  
AND AMERICAN EXPRESS ARE CHEERFULLY ACCEPTED.

SIGN UP TO WIN ONE OF TEN \$50 GIFT CERTIFICATES.

SORRY, WE CAN'T WIND YARN ON SALE DAY



## CELEBRATE SPINNING & WEAVING WEEK OCTOBER 3-9 SPREAD THE WORD! SHOW SOMEONE HOW TO SPIN OR WEAVE!

### WEAVERS' NIGHT OUT

Wednesday, October 27, 6:30-8:30pm

Judy Steinkoenig, Gail Madden, Sally Kuhn, Jane Patrick

Need inspiration for your next project? Wondering how to improve your weaving? Bring your questions and your show and tell (failures and successes), and we will discuss ideas for projects, weaving problems, questions and dilemmas. Open to current and former students. Entry Fee Minimum: one hand-woven project (preferably 2-4). Be sure to call to reserve your space, 303 494 1071.

### COMMUNITY KNITTING

3<sup>RD</sup> TUESDAY OF THE MONTH, \$5 DONATION  
September 21, October 19 & November 16, 7-8:30pm

Join us for the fun of knitting for children in need. We help the children at ECHO house, Children's Alley and on the Cheyenne River Reservation in South Dakota. We do a different project every month - check our website for details.

<http://groups.yahoo.com/group/communityknitting/>

### SHUTTLES SPIN-IN AND KNIT-IN

Tuesday, September 7, 7-9:30pm (Date change - 1st Monday is Labor Day)


Monday, October 4, Spin in, Knit in, Weave in  
and Potluck, 6:30-9:30pm

Come celebrate Spinning and Weaving Week with a potluck, knit, weave and spin in. All weavers, spinners and knitters are welcome. Just bring a dish to share and your own table service. Coffee, Tea and sweets will be provided by Shuttles. Come one, come all!

Monday, November 1, 7-9:30pm Back on the regular first Monday of the month

Monday, December 6, 7-9:30pm

Bring your wheel and/or needles and join other knitters & spinners in an evening of good company.



### HOLIDAY CLOSURES

LABOR DAY, MONDAY, SEPTEMBER 6

THANKSGIVING, THURSDAY, NOVEMBER 25

FRIDAY, DECEMBER 24, CLOSE 3PM CHRISTMAS EVE

SATURDAY, DECEMBER 25, CHRISTMAS DAY

FRIDAY, DECEMBER 31, CLOSE 3PM, NEW YEAR'S EVE

SATURDAY, JANUARY 1, NEW YEAR'S DAY

### SPECIAL HOLIDAY SHOPPING HOURS

WE WILL BE OPEN SUNDAYS ON  
DECEMBER 5, 12 & 19 FROM 1-5PM  
FOR YOUR SHOPPING CONVENIENCE

# Special Workshops

## James Koehler

**COLOR AND DESIGN I FOR CONTEMPORARY TAPESTRY**  
Saturday, September 18 through Wednesday, September 22, 9-5pm,  
\$275.00

Several lectures will be presented on color and design for contemporary tapestry. Following each lecture, participants will work on design and color exercises that pertain to the preceding presentation. Particular emphasis will be given to geometric design principles and to the color theories of Johannes Itten and Josef Albers. There will be opportunity for students to weave miniature tapestries based on the design and color exercises. Tapestry techniques will be demonstrated. This class is open to students with all levels of experience.

**James Koehler** is one of the most sought after weavers in the Southwest, with his vibrant tapestries attracting the attention of important collectors and museums. He lives in Santa Fe where he maintains his studio, finding inspiration for his work in the extraordinary landscape and the unique cultures of New Mexico.

**Because James and Beth are visiting instructors, our rules on class sign ups will be different. To register in the class, we must have full payment at the time of registration. If for some reason you cannot take the class after signing up, a refund will be made only if we can fill your space. We have made a commitment to the instructor and are liable for costs.**

## Cheryl Oberle

**MINI CUSCO JACKET**

**1 Day, \$45**

**Saturday, November 13 10-4pm**

**Cheryl Oberle, instructor**

The mini Cusco Jacket incorporates all the techniques of the full-sized Cusco Jacket in Cheryl Oberle's **KNITTED JACKETS: 20 DESIGNS FROM CLASSIC TO CONTEMPORARY**. From provisional cast on and sideways construction to charted lace and three-needle bind off, you'll add to your knitting tool box while knitting a one-quarter size sample jacket.

INTERMEDIATE KNITTING SKILLS REQUIRED.

**FAROESE SHAWL**

**1 Day \$45**


**Saturday, December 4, 10-4pm**

**Cheryl Oberle, instructor**

The Faroese Islands get their name from the Norwegian word for Fairyland. The traditional Faroese shawl is indeed a magical garment. Light as a feather it has a triangular shape that is uniquely designed to stay on your shoulders. The secret is a center back gusset. The shawl is also a wonderful canvas for lace or color knitting. Knit a miniature shawl to learn the special techniques of shaping, lace knitting, two color knitting, finishing and blocking.

INTERMEDIATE KNITTING SKILLS REQUIRED.

**Cheryl Oberle** - Spends her days knitting, designing and teaching. Besides being the founder of Knitaway in the Rockies, she is the author of **FOLK SHAWLS, FOLK VESTS, KNITTED JACKETS: 20 DESIGNS FROM CLASSIC TO CONTEMPORARY**. Her work has been featured in **HANDPAINT COUNTRY, A GATHERING OF LACE** and the **ONE SKEIN WONDER** series, and she has designed for major knitting magazines and yarn companies. Cheryl also has her own line of self-published designs and kits featuring her hand-dyed yarn.



## Beth Brown-Reinsel

**THE NORWEGIAN FANA CARDIGAN**

**Saturday, October 9 & Sunday, October 10, 10-4:30pm \$185.00**

The classic details and traditional construction of the Norwegian Fana Cardigan sweaters will be taught in this two day workshop by knitting a small sweater. Techniques to be learned include circularly knitted body and sleeves, square and drop shoulder armholes, cut and sew armholes and front, knitted self facings, button bands and two color star, band and checker board patterns. Designing one's own Fana cardigan will be discussed.

INTERMEDIATE KNITTING TO ADVANCED KNITTING SKILLS REQUIRED. (Experience on double pointed needles and machine sewing is helpful)

**Beth Brown-Reinsel** has been involved in many facets of the fiber arts, but teaching is her passion. She developed and implemented the correspondence course, "Traditional Ganseys" for The Knitting Guild of America. She is the author of **KNITTING GANSEYS**, published by Interweave Press. Her articles have appeared in *Vogue Knitting, Threads, Cast On, Interweave Knits* and *Knitters* magazines. She continues to design for yarn companies, magazines, and for her own pattern line.

## Basketry Demonstration

**BLACK ASH BASKETRY: Processing Splint from the Log**

**Monday, September 13, 1:30-3pm, \$15**

**JoAnn and Steve Catsos** are a team. JoAnn is a full time basket maker and teacher, Steve is a building contractor. Together they harvest the black ash logs near their home in Massachusetts, process the logs into splint, and make molds, handles and rims needed for their baskets. Steve will demonstrate splitting and pounding a black ash log until the growth rings peel apart. Then he will split the rings into satiny ribbons of wood...ready to be woven into a basket.

## Book Signing

**Saturday, October 9, 3-5pm**

**Jane Patrick's new wonderful book is out! THE WEAVER'S IDEA BOOK - CREATIVE CLOTH ON A RIGID HEDDLE LOOM**

Celebrating the immense potential for creative possibilities with the simplest of tools, **THE WEAVER'S IDEA BOOK** opens new avenues for exploration on both rigid heddle and multishaft looms. Covering a wide variety of techniques and tools, this book is perfect for weavers at all levels to achieve their textile dreams and make exquisite cloth.

## Trunk Show

**ALPACA WITH A TWIST TRUNK SHOW**

**NOVEMBER 3-10**

Come see Alpaca with a Twist's beautiful patterns knit with their luxurious yarn.



## RETURN POLICY

**ALL RETURNS MUST BE ACCOMPANIED BY THE SALES RECEIPT.**

Returns will be accepted up to one year after date of purchase.  
Cash refunds for returns up to \$20; store credit for refunds over \$20.

We regret that we cannot give refunds for:

Patterns Wound off yarn Sale merchandise

Returned yarn must be in the original wrapper, unused and in good condition.

# Knitting Classes

## INTRO TO KNITTING

1 Session \$35

Wednesday, September 15, 1-3:30pm or  
Friday, October 22, 10-12:30pm

Roxana Bartlett, instructor

Have you ever been curious and wanted to try a little knitting? This class will teach you how to cast on, the knit stitch and how to cast off. And...you will start your first scarf!

NEEDLES AND YARN PROVIDED.

## FIREFLY CARDIGAN

4 Sessions \$70

Begins Wednesday, September 15, 7-9pm

Kristi Anderson, instructor

Come make an easy cabled sweater for the child in your life. This is a fun knit which includes a center back cable with an easy all over cable pattern rib. Child sizes 2-10 years.

ADVANCED BEGINNING KNITTING SKILLS REQUIRED.

## BEGINNING KNITTING

4 Sessions \$85

Begins Monday, September 20, 1-3pm or

Begins Tuesday, October 12, 6:30-8:30pm or

Begins Saturday, October 16, 1-3pm or

Begins Wednesday, December 1, 6:30-8:30pm

Margaret Tullis, instructor

Learn to knit! Knitting warm, comfortable, attractive clothing is calming to the mind and soothing to the spirit (and fun). This class covers needles, yarns and basic stitches with lots of time to practice, ask questions and discover the joy of this ancient craft. We will also make a hat! (Hat uses #10 ½, 16" circular needles and bulky yarn to be provided by student.)

STRAIGHT NEEDLES, SAMPLER YARN AND BOOK PROVIDED.

## FINGERLESS MITTS

2 Sessions \$45

Wednesday, September 29 & October 6, 1-3:30pm

Roxana Bartlett, instructor

Learn to use double pointed needles while making very useful, simple fingerless mittens.

BEGINNING KNITTING SKILLS REQUIRED.

## STRANDED COLOR KNITTING

3 Sessions \$60

Begins Wednesday October 6, 6:30-9pm

Sharon Dalebout, instructor

In this class you will learn the skills you need for stranded color knitting, sometimes called Fair Isle knitting. You will knit a hat and leave with your new hat and some new knitting skills.

ADVANCED BEGINNING KNITTING SKILLS REQUIRED.

## KNIT SOME SOCKS

2 Sessions \$45

Thursday, October 7 & 14, 6:30-9pm

Sharon Dalebout, instructor

Fall weather is on the way. It is time to start thinking about warmer clothing and gifts for the holidays. SOCKS ARE PERFECT. They are so much fun to knit and great to wear. Come and learn to knit a pair of socks and join the ranks of enthusiastic sock knitters.

INTERMEDIATE KNITTING SKILLS AND EXPERIENCE ON DOUBLE POINTED NEEDLES REQUIRED.

## CONTINENTAL KNITTING (AND PURLING)

2 Sessions \$45

Wednesday, October 13 & 20, 7-9:30pm

Debbie O'Neill, instructor

Learn how to knit and purl by carrying the yarn in your left hand. Knowing how to knit with the yarn in either hand makes color knitting easier and can help alleviate strain since you can switch off hands. We will make a simple garter stitch dishcloth to get going and follow up with a lacy scarf that involves knits, purls, increases and decreases. We will discuss the way stitches sit on the needle. Recognizing proper stitch mount will keep you from inadvertently twisting stitches and make for much quicker knitting.

BEGINNING KNITTING SKILLS REQUIRED.

## CIRCULARITY

3 Sessions \$60

Begins Saturday, October 16, 9:30-12noon or

Begins Wednesday, October 20, 6:30-9pm

Margaret Tullis, instructor

To knit in the round...what's it all about? Getting comfortable with double pointed needles will be our first goal. We'll knit some cuffs. Then we'll explore "magic loop", working on two needles and other circular needle tricks. Bring your adventurous spirit.

BEGINNING KNITTING SKILLS REQUIRED.

## DESIGN YOUR OWN

4 Sessions \$75

Begins Saturday, October 16, 10-12:30pm

Debbie O'Neill, instructor

Do you see a garment or accessory in a catalog or magazine and think, "I could make that."? Well, then, this is the class for you! In this class, each student will bring one or two photos out of catalogs or magazines that they would like to knit themselves. We will talk about how to take this initial idea and turn it into a project on the needles. By the end of the session everyone will have at least started to knit their own custom creation!

PREREQUISITE: INTERMEDIATE KNITTING SKILLS OR TEACHER CONSENT REQUIRED.

## MITTENS

2 Sessions \$45

Saturday, October 16 & 23, 2-4:30pm

Roxana Bartlett, instructor

Mittens make wonderful portable knitting projects-and whose fingers don't need warming? We will be knitting all kinds of mittens: quick and simple, patterned and textured. This is a fun way to learn about using four needles!

BEGINNING KNITTING SKILLS REQUIRED.

## FUN HOLIDAY KNITS

3 Sessions \$60

Sunday, October 17, 24 and November 7, 1-3:30pm

Kristi Anderson, instructor

Want to begin your holiday cheer a little early this year? Come make some quick hats for the family, some fun holiday decorations and some quick knitted wrappings to tie it all up.

ADVANCED BEGINNING KNITTING SKILLS REQUIRED.

## SWEATER DOCTOR IS IN

45 Minutes \$25

ANY TUESDAY OR THURSDAY, 11-4pm

CALL TO MAKE AN APPOINTMENT

Roxana Bartlett, instructor

Is there an ailing sweater project in your life?

A pattern suffering from confusion? A technique so cold it needs resuscitation? Schedule an appointment with Dr. Knits and have a one on one session that will get that sweater up and wearing.



## *A Gentle Reminder*

THE SHOP CLOSSES AT 6PM. THE CLASSROOM WILL OPEN 15 MINUTES BEFORE CLASSES START. PLEASE COME TO CLASS PREPARED. INSTRUCTORS CAN NOT TAKE TIME FROM TEACHING TO WIND YARN.

AS A COURTESY TO OUR INSTRUCTORS AND OTHER STUDENTS, PLEASE REFRAIN FROM WEARING PERFUME WHEN ATTENDING A CLASS. ALSO, PLEASE TURN OFF YOUR CELL PHONES WHILE IN CLASS. THANK YOU!

**IF YOU ARE TAKING A CLASS AT SHUTTLES AND ARE FROM OUT OF TOWN. PLEASE PROVIDE A LOCAL PHONE NUMBER OR YOUR CELL NUMBER WHERE WE CAN REACH YOU WHILE YOU'RE HERE!!!**

# More Knitting Classes

## INTARSIA COLOR KNITTING

3 Sessions \$60

Begins Thursday, October 21, 6:30-9pm

Sharon Dalebout, instructor

Perhaps you have heard it called Tapestry Color Knitting. Whichever, you will learn the skills to knit blocks of color without stranding and have a cute hat to show for it.

ADVANCED BEGINNING KNITTING SKILLS REQUIRED.

## KNITTING 2-BEYOND THE BEGINNING

4 Sessions \$75

Begins Saturday, October 23, 10-12:30pm

Roxana Bartlett, instructor

You know knit, purl, increasing, decreasing and gauge. Put it all together and knit a sweater that fits, feels wonderful and looks great! Choose a pattern from the Knitting 2 book. We will guide you in picking the right yarn and understanding the instructions. A review of knitting techniques and sweater care is also included. **You must stop by and select your pattern and yarn at least ONE WEEK before the start of class.**

PREREQUISITE: BEGINNING KNITTING OR DEMONSTRATED ABILITY WITH TEACHER APPROVAL.

## LACE, LACE, LACE

2 Sessions \$45

Wednesday, October 27 & November 3, 7-9:30pm

Debbie O'Neill, instructor

Learn about knitted lace and lace knitting. It is easier than you might think to create a beautiful lace project! We will knit a lace sampler in the form of a scarf and talk about all sorts of other possibilities.

INTERMEDIATE KNITTING SKILLS REQUIRED.

## EXPLORING SOCKS VIII

3 Sessions \$60

Begins Wednesday November 3, 6:30-9pm

Sharon Dalebout, instructor

Argyle socks are making a comeback. They are showing up in trendy shops and catalogs. Wouldn't you love to make a hand-knit pair? Join us for this class and you will make a great pair of socks and learn some color knitting skills in the process.

INTERMEDIATE KNITTING SKILLS REQUIRED.

PREREQUISITE: KNIT SOME SOCKS CLASS.

## UNDERSTANDING GAUGE

1 Session \$20

Saturday, November 6, 2:30-4:30pm

Roxana Bartlett, instructor

In knitting, gauge or how many stitches you achieve per inch is what makes it all happen! Learn the many effects gauge has on your knitting and how to control your gauge and become the master of your knitting projects.

BEGINNING KNITTING SKILLS REQUIRED.

## TWINED KNITTING (TVAANDSTICKNING) A.K.A. RED DIAMOND HAT

3 Sessions \$60

Monday, November 8, 22 & 29, 1-3:30pm

Margaret Wählin, instructor

This simple little hat will give some insight on an ancient Swedish technique. Students must be willing to carry yarn in their right hand.

INTERMEDIATE KNITTING SKILLS REQUIRED.

### DISCOUNT POLICY

During a class students receive a 10% discount on products sold by Shuttles, Spindles & Skeins.

A 20% discount is available for a bulk yarn purchase of \$250.  
(For \$200 plus tax you get \$250 worth of yarn.)

A 25% discount is available for a bulk yarn purchase of \$350.  
(For \$262.50 plus tax you get \$350 worth of yarn.)

No credit cards for bulk purchases.

**BULK PURCHASES ARE NON-REFUNDABLE.**

## PROBLEM SOLVING 101

1 Session \$20

Saturday, November 13, 2:30-4:30pm

Roxana Bartlett, instructor

Are you still uncertain about the proper way to pick up a dropped stitch? Still not sure about the proper stitch mount? Do you know how to "un-knit" in both directions? Discover holes and don't know how they got there? This is the class for you! We will spend two hours concentrating on the most common mistakes that happen in knitting and the most efficient ways to fix them.

## THE FINISHING TOUCH

2 Sessions \$45

Saturday, November 20 & 27 12:30-3pm

Margaret Wählin, instructor

Now that you are an accomplished knitter, learn to sew the pieces of your garment together professionally with perfectly flat seams and a clever join at the shoulders. You will be more than pleased with the results.

BRING A SWEATER TO FINISH AND SWATCHES TO PRACTICE ON.

ADVANCED BEGINNING KNITTING SKILLS REQUIRED.

# Tatting

## TATTING BASICS

3 Sessions \$65

Begins Sunday, October 24, 10-12:30pm

Margaret Tullis, instructor

Learn the basic stitches. Then discover how this "lace" is constructed. We'll explore some contemporary tools and materials.

ALL MATERIALS PROVIDED.

# Uniques

## A TASTE OF JAPANESE BRAIDING ON A DISK

1 Session \$40

Sunday, October 17, 12-2:30pm

Sally Kuhn, instructor

Kumihimo on a disk is so portable, and it is a wonderful way to create colorful braids to embellish projects. We'll set up for an 8-strand braid and try several round and flat patterns. Then we will set up for a Candy Cane ornament for your tree. Keep the disk to braid more at home.

ALL LEVELS WELCOME. ALL MATERIALS PROVIDED.

## KUMIHIMO

1 Day \$50

Sunday, October 24, 10:30-3pm

Sally Kuhn, instructor

Kumihimo, the ancient and honored craft of Japanese braiding, a tradition going back to the Middle Ages, is enjoying a revival of interest. Braids are fascinating and beautiful alone. They can also be useful as an embellishment for handwovens or jewelry. We will construct a simple braiding stool and experiment with round, flat and square braids. A Kumihimo computer program will be available for those who wish to try it.

ALL MATERIALS PROVIDED. ALL LEVELS WELCOME.

## NETTING

2 Sessions \$55

Wednesday, November 10 & 17, 6:30-9pm

Margaret Tullis, instructor

Nets are structures composed of knots. We'll make a great string bag and explore the history, from fishing to lace.

ALL MATERIALS PROVIDED. ALL LEVELS WELCOME.

## PLY SPLIT A WAVES KEY RING BRAID OR DISTAFF

1 Session \$35

Sunday, November 21, 1-3:30pm

Sally Kuhn, instructor

Ply-splitting, a technique from Northern India, is completely portable. Peter Collingwood and Linda Hendrickson helped introduce this slow and meditative technique to the U.S. We will complete a colorful Waves Key ring braid or distaff using SCOT (Single-course Oblique Twining), prepared cords and a gripfid - a handy tool.

ALL MATERIALS PROVIDED. ALL LEVELS WELCOME.

# Weaving Classes

## BEGINNING 4 SHAFT WEAVING

8 Sessions \$155

Begins Tuesday, September 21, 6-8:30pm (1<sup>st</sup> class will be from 6-10pm)

Judy Steinkoenig, instructor

Become a weaver! Learn how to use a shaft loom to create fabrics and projects you've only dreamed of. In addition to warping, reading drafts and figuring yarn requirements, we'll explore pattern weaves such as lace, summer and winter and overshot. The emphasis is on fun and the possibilities are endless. This is the beginning. Expect at least four or five hours of homework per week in this class. USE OF OUR LOOM PROVIDED.

## TASTE OF 4 SHAFT WEAVING

2 Days \$120

Saturday, October 2 & Sunday, October 3, 9-5pm

Judy Steinkoenig, instructor

During this introductory four shaft weaving class, you will warp the loom twice. You'll weave a sample and design and weave a finished piece to take home. USE OF OUR LOOM PROVIDED.

## WEAVE A SCARF

1 Day \$70

Saturday, October 2, 10-5pm

Sarah Goldenberg-White and Jane Patrick, instructors

If you've wanted to try weaving, but haven't had the time, this all-day class is for you. Using a rigid heddle loom, students will experience all the steps of weaving a scarf from start to finish. Warping, weaving and finishing will be covered, along with basic weaving techniques. By the end of the class, students should have a good idea about what weaving is all about—and go home with a finished project!

USE OF OUR RIGID HEDDLE LOOM AND MATERIALS ARE INCLUDED.

## TEXTURES AND PATTERNS ON THE RIGID HEDDLE LOOM

1 Day \$45

Saturday, October 9, 10-3pm

Jane Patrick, instructor

The rigid heddle loom is a simple loom with lots of potential. You CAN weave more than plain weave on this cleverly designed loom using a pick-up stick or finger techniques. Come to class with a warped loom for a sampler (specifications to be provided), and go home with lots of ideas to explore for rigid heddle projects of all kinds.

BEGINNING RIGID HEDDLE WEAVING SKILLS REQUIRED.

USE OF A RIGID HEDDLE LOOM REQUIRED.

## 8 SHAFT WEAVING

4 Sessions \$70

Begins Wednesday, October 13, 10-12noon

Judy Steinkoenig, instructor

By studying a variety of weave structures, you will learn how to make good use of those other 4 shafts.

USE OF AN 8 SHAFT LOOM REQUIRED.

BEGINNING 4 SHAFT WEAVING SKILLS REQUIRED.

## WEAVE A CROSSOVER SCARF

2 Sessions \$85

Saturday, November 6, 10-4pm & Sunday, November 7, 12 noon-4pm

Sally Kuhn, instructor

Learn this fascinating technique while weaving a scarf of fabulous Tencel. Students will select, wind, thread and weave the entire scarf in class using our Wolf Pup looms.

MATERIALS PROVIDED.

BEGINNING 4 SHAFT WEAVING SKILLS REQUIRED.

**IF YOU ARE TAKING A WEAVING CLASS FROM  
*Shuttles* AND NEED TO USE A PORTABLE LOOM,  
TABLE LOOMS ARE AVAILABLE FOR USE  
ONE WEEK PRIOR TO CLASS.  
CALL THE SHOP TO RESERVE ONE.**

# Crochet Classes

## BEGINNING CROCHET

4 Sessions \$85

Begins Wednesday, September 22, 6:30-9pm or

Begins Monday, October 25, 1-3:30pm

Margaret Tullis, instructor

Discover the versatility and usefulness of crochet. Learn basic crochet stitches and how to read patterns. Several small projects will be made, including a hat. (Hat uses worsted weight yarn to be provided by the student.)

BOOK, HOOK AND SAMPLER YARN PROVIDED.

## CROCHET FOR FINGERS AND TOES

3 Sessions \$60

Begins Tuesday, November 9, 6:30-9pm

Margaret Tullis, instructor

We'll start with stitches appropriate for cuffs (wrists or legwarmers?) and then move on to feet and hands. This class is all about working in the round.

BEGINNING CROCHET SKILLS REQUIRED. PLEASE BRING ANY HOOKS YOU MAY HAVE.

## HOOKED ON STITCHES

3 Sessions \$65

Begins Tuesday, November 30, 6:30-9pm

Margaret Tullis, instructor

This class is for crocheters who want more experience with stitch patterns as well as planning and completing projects. We will sample different stitch patterns including Tunisian (afghan) crochet.

AFGHAN HOOK AND SOME YARN PROVIDED.

BASIC CROCHET SKILLS REQUIRED.

## TAPESTRY CROCHET AND BEADS TOO!

2 Sessions \$50

Monday, December 6 & 13, 1-3:30pm

Margaret Tullis, instructor

Color changes, figure design and beads will add new dimension to your crochet.

We'll make a bag or a hat and explore other project possibilities.

HOOK AND SOME YARN PROVIDED.

BEGINNING CROCHET SKILLS REQUIRED.

## CROCHET CLINIC

45 Minutes \$25

ANY TUESDAY or WEDNESDAY, 11-4PM

**BUT YOU MUST CALL TO MAKE AN APPOINTMENT**

Margaret Tullis, instructor

Do you have crochet questions? Are you stuck on a project? Need help understanding directions? Want help starting a new project or finishing an old one? Crochet clinic is the answer. Bring your projects and problems, and we will talk crochet.

# Basketry

ALL BASKET MATERIALS ARE PROVIDED FOR EACH CLASS.

STUDENTS SHOULD WEAR OLD CLOTHES AND BRING: SHARP SHEARS (KITCHEN OR PRUNING), OR DIAGONAL CUTTERS, AWL, TAPE MEASURE, PENCIL, AND TOWEL.

## YARN BASKET

1 Day \$65

Sunday, October 17, 9:30-4pm

Margaret Tullis, instructor

This ribbed basket without a handle is perfect for storing a yarn project. The class includes a demonstration and discussion of fiber reactive dyes.

ALL LEVELS WELCOME.

## MARKET BASKET

1 Day \$65

Sunday, November 14, 9:30-4pm

Margaret Tullis, instructor

This ribbed basket is great for the farmers' market or even a favorite yarn project. Class includes a demonstration and discussion of fiber reactive dyes.

ALL LEVELS WELCOME.

**VISIT OUR WEB SITE: [www.shuttlesspindlesandskeins.com](http://www.shuttlesspindlesandskeins.com)**

# Felting Classes

**ALL FIBERS ARE PROVIDED FOR THE FELTING CLASSES. PLEASE BRING A COUPLE OF OLD TOWELS FOR THE WET FELTING CLASSES.**

## FELT A HAT

**1 Day \$60**

**Saturday, September 25, 9:30-4pm**

**Margaret Tullis, instructor**

You will start with loose fleece and end up with a felt hat. You will have lots of choices of colors and shapes for your hat. We supply the tools and materials; you supply an old towel and some elbow grease.

ALL LEVELS WELCOME.

## FELT FOR FEET

**1 Day \$60**

**Sunday, October 3, 9:30-4pm**

**Margaret Tullis, instructor**

If your toes are cold, this class is for you. There is nothing warmer than felt and it's great for slippers or after ski boots. You will use dyed wool fleece to make one-piece boots felted for a custom fit right on your feet.

ALL LEVELS WELCOME.

## NEEDLE FELTED NATURE

**1 Session \$40**

**Thursday, October 14, 6:30-9pm**

**Heide Murray, instructor**

Spend an evening learning to needle felt by making objects from nature into wooly cuteness. Mushrooms, toadstools, butterflies, acorns, tiny trees, leaves with smiling faces—we will be Waldorf inspired for this class. I like cute faces on my nature, but you don't have to. No gnomes allowed.

ALL LEVELS WELCOME. AGE 10 AND UP.

## SPOOKY NEEDLE FELTING

**1 Session \$40**

**Thursday, October 21, 6:30-9pm**

**Heide Murray, instructor**

Learn to needle felt just in time to make a Haunted Halloween. Make a pumpkin, ghost, bat, skull, black cat, or just a toy for your black cat.

ALL LEVELS WELCOME. AGE 10 AND UP.

## NUNO

**1 Day \$60**

**Saturday, November 13, 9:30-4pm**

**Margaret Tullis, instructor**

Come explore layers in feltmaking. What sticks, what resists. Bring sheer fabric, mesh, and even lace. There will be more to share. You will also need a towel and some elbow grease.

ALL LEVELS WELCOME.

## HOLIDAY NEEDLE FELTING

**1 Session \$45**

**Thursday, November 18, 6:30-9pm**

**Heide Murray, instructor**

In this class we will be making vintage spun cotton inspired holiday ornaments.

Using wool instead of cotton, we will be working on armatures to create keepsakes you will treasure for years to come. Think elves, snowmen, fairies, candy canes—very Island of Misfit Toys. This class is very different from the normal needle felting class, as we will be needle felting much less than normal and designing much more. Minimal gluing and stitching could occur.

ALL LEVELS WELCOME. AGE 10 AND UP.

## LIGHTWEIGHT FELT AND JEWELRY

**1 Day \$60**

**Saturday, December 4, 9:30-4pm**

**Margaret Tullis, instructor**

We'll make a scarf or sheet of felt (bring some glitz if you like). We'll explore beads, cords and balls too. Come Play!

ALL LEVELS WELCOME.



# Spinning Classes

## BEGINNING SPINNING ON A WHEEL

**6 Sessions \$145**

**Begins Thursday, September 16, 7-9:30pm, Dye day-Saturday, October 16, 10-3pm or**

**Begins Friday, September 17, 9-11:30am, Dye day Friday, October 22, 9-2pm**

**Maggie Casey, instructor**

Spider Woman taught the Navajo women to spin with a spindle made of lightning and turquoise. While we can't provide that kind of equipment, we can continue the tradition. Wool, greasy, clean and commercially processed is our fiber. The last class is an all day natural dye workshop. **Women who are pregnant should take the dye class at a later time when they are not pregnant.**

ALL EQUIPMENT AND MATERIALS ARE PROVIDED.

PLEASE WEAR OLD CLOTHES.

## SPINNING ALPACA

**1 Session \$40**

**Saturday, October 23, 1-4pm**

**Chris Switzer, instructor**

Spend the afternoon spinning wonderful alpaca fiber from Switzerland Alpacas. Work with various preparations, blending colors and get great ideas on how to use your alpaca yarn. You will also spin some Suri alpaca and paco-vicuna.

ADVANCED BEGINNING SPINNING SKILLS REQUIRED.

BRING YOUR WHEEL AND CARDERS. FIBERS PROVIDED.

## SPINDLE BASICS: PLYING

**1 Session \$25**

**Saturday, October 30, 1-3pm**

**Connie Kephart, instructor**

If you're ready to turn your spindle spun singles into plied yarns and you haven't found a method that works for you, this is the class you've been waiting for.

We'll use plying bracelets, cores, center pull balls and more to create beautiful 2 and 3 ply yarns.

BEGINNING SPINDLE SPINNING SKILLS REQUIRED (ABLE TO FILL A SPINDLE WITH SINGLES).

BRING ANY AND ALL THE SPINDLES YOU'RE COMFORTABLE WITH, A SMALL NIDDY NODDY AND A BALL WINDER IF YOU HAVE EITHER, AND PAPER AND PEN IF YOU ARE A NOTE TAKER. FIBERS AND PLYING TOOLS PROVIDED.

## SPINNING 2

**4 Sessions \$95**

**Begins Thursday, November 4, 7-9:30pm (no class November 25)**

**Maggie Casey, instructor**

Now that you know what the knobs on your spinning wheel are for, is it time for another class? Spinning 2 will include such varied topics as t.p.i. (twists per inch), use of wool combs, Navajo plying and more. We will cover different techniques to give you more control over the size and twist of the yarn you spin.

BEGINNING SPINNING SKILLS REQUIRED.

BRING YOUR WHEEL. FIBERS PROVIDED.

## SPINDLE BASICS: GOOD JOINS AND SMOOTH YARNS

**1 Session \$25**

**Saturday, November 20, 1-3pm**

**Connie Kephart, instructor**

Bring your spindles and any troublesome fibers! We'll work on making good strong joins, as well as learn some tricks for making smooth yarns, with such fibers as silk, cotton, wool top and other interesting fibers and blends I find in the closet. For all spindle spinners that need help with joins.

BEGINNING SPINDLE SPINNING SKILLS REQUIRED (ABLE TO FILL A SPINDLE WITH SINGLES). BRING AT LEAST ONE SPINDLE. FIBERS PROVIDED, BUT IF THERE IS A FIBER YOU WANT TO WORK WITH,

PLEASE BRING IT.

## DROP SPINDLE SPINNING

**1 Session \$35**

**Thursday, December 9, 7-9:30pm**

**Maggie Casey, instructor**

The "dreaded drop spindle" need not be feared at all. All it takes is a little practice and a sense of humor. Come use our spindles or bring your own. We'll twist the night away.

ALL LEVELS WELCOME.

USE OF SPINDLES AND FIBERS PROVIDED.

## CLASS REGISTRATION POLICIES

Many of our classes fill up quickly. To guarantee a space, you should pre-register **AT LEAST ONE WEEK PRIOR TO** the beginning of the class. To register for a class, we require a deposit of ½ of the cost of the class. The remainder of the fee is due the day of the first class. We consider your enrollment a commitment to take the class. We order supplies and make a commitment to the instructor based on your registration.

Please be sure you can attend the first session before you sign up for a class. The first class session provides the foundation of skills for the entire class.

If you cancel a week or more before the beginning date of the class, all monies will be refunded. **IF YOU CANCEL WITH LESS THAN A WEEK'S NOTICE, YOUR REGISTRATION DEPOSIT WILL BE FORFEITED.** The cost of the class is neither refundable nor transferable once the class has begun. A full refund of all monies will be made if Shuttles, Spindles and Skeins cancels a class.

**MUCH AS WE LOVE CHILDREN - ESPECIALLY YOURS - OUR VERY LIMITED CLASSROOM SPACE MAKES IT IMPOSSIBLE TO ACCOMMODATE CHILDREN WHILE YOU ARE IN CLASS. PLEASE MAKE OTHER ARRANGEMENTS.**

Please enroll me in (name of class or classes, date & time) \_\_\_\_\_

Name \_\_\_\_\_

Mailing Address \_\_\_\_\_

City, State, Zip \_\_\_\_\_

Telephone (Please list home and cell) H \_\_\_\_\_ Cell \_\_\_\_\_

I have enclosed my check or money order in the amount of \$ \_\_\_\_\_.

Please charge \$ \_\_\_\_\_ to my  Visa  Master Card  Discover  American Express

Credit card number: \_\_\_\_\_ Expiration date: \_\_\_\_\_ Security Code: \_\_\_\_\_

## Our Instructors

**Kristi Anderson** - Learned to knit as a Girl Scout Leader and hasn't ever stopped. One of our most prolific knitters, she is always creating new, wonderful pieces.

**Roxana Bartlett** - Is both an artist-quiltmaker and a knitwear designer. Leading a double life isn't as difficult as it sounds, she says, since both reflect an aspect of her creativity and both are exciting. Her book SLIP STITCH KNITTING is an Interweave Press best seller.

**Maggie Casey** - Is the author of START SPINNING—EVERYTHING YOU NEED TO KNOW TO MAKE GREAT YARN, published by Interweave Press. A spinner since 1973 she holds the Handweavers Guild of America Certificate of Excellence in Handspinning. Look for her workshops at Estes Park, Maryland Sheep and Wool, and SOAR. Articles she has written have been published in *Spinoff* and *Shuttle, Spindle & Dyepot*. Her love of fibers and delight in spinning are contagious. Don't miss her DVD Start Spinning.

**Sharon Dalebout** - Was born with knitting needles in her fingers. Sharon is an accomplished quilter, embroiderer and knitter. Sharing her knowledge is one of her greatest pleasures. Look for her work in *Handwoven* and *Interweave Knits*.

**Connie Kephart** - Is addicted to spindle spinning. Her handspun yarns have won prizes and ribbons at Estes Park Wool Market, Maryland Sheep and Wool and the Taos Wool Festival. Come find out what delights her so much about this simple tool.

**Sally Kuhn** - Worked for yarn during high school and college, helping with knitting, crochet and needlepoint projects. An avid weaver since 1994, you can see her woven triple weave pick-up cougar in the main office of Smiley Middle School in Denver. Kumihimo and ply split braiding are also addictions.

**Heide Murray** - Has been needlefelting for eight years, teaching for three, and finds wool endlessly fascinating. Making whimsical characters has been a wonderful experience, leading to pieces in galleries in New York and Tokyo, even being a finalist in the Softie Awards in two categories in 2007. After years of sculpting dolls in clay and taking courses all over the states, she found wool and will never go back.

**Debbie O'Neill** - Loves to share knitting knowledge and will happily talk knitting for hours. Her designs have been featured in several magazines and books: her first book THE STITCH COLLECTION was published by Lark in 2010. You can find her as DebbieO on Ravelry and her patterns under Nutty Creations.

**Jane Patrick** - As a past editor of *Handwoven* magazine and with her involvement with Schacht Spindle Company, Jane is very knowledgeable about many areas of weaving. Teaching rigid heddle is one of her many loves. Her books TIME TO WEAVE and THE WEAVER'S IDEA BOOK - CREATIVE CLOTH ON A RIGID HEDDLE LOOM are not to be missed.

**Judy Steinkoenig** - Has been teaching weaving classes since 1983 including Beginning Weaving at Convergence 2004. You can see her weavings in *Handwoven* magazine. This, plus being a knowledgeable and lively speaker, keeps her in much demand up and down the Front Range.

**Chris Switzer** - Is the author and publisher of SPINNING LLAMA AND ALPACA and editor of PROJECTS FOR LLAMA AND ALPACA. She began weaving and spinning in 1971 and has been a member of the Handweavers Guild of Boulder and the Northern Colorado Weavers Guild ever since. She received a BFA in Weaving from CSU in 1984. She raises alpacas and paco-vicunas in Estes Park.

**Margaret Tullis** - Learned to tat and crochet as a child from a sitter who found she could keep her quiet with a shuttle or hook and a ball of string. Later, by then a weaver and spinner, she couldn't resist basketry when the material fell from her Florida trees. She has produced baskets and craft for mail-order as well as installations and galleries. She loves to learn and she loves to share.

**Margaret Wählin** - Learned to knit and crochet at an extremely young age from her mother in Scotland. Knitting has always been an integral part of her life and the more complicated the patterns, the better. Margaret has become certified as a Knitting Instructor by the Craft Yarn Council of America. She is also an avid weaver and spinner.

Each *Shuttles* newsletter is available on line  
the same day the printed version is mailed.  
[www.shuttlesspindlesandskeins.com](http://www.shuttlesspindlesandskeins.com)

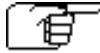




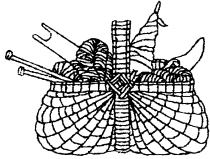
We will be open Sunday December 5, 12 & 19  
From 1 to 5pm



**FALL CLASSES**  
Sept. - Dec. 2010



Knitting, Weaving, Felting, Spinning, Crochet, Basketry, Tatting, Uniques, plus Special Workshops, two Book Signings and a Trunk Show!



*Shuttles, Spindles & Skeins, Inc.*  
635 South Broadway #E  
Boulder, CO 80305

RETURN SERVICE REQUESTED

PRSR STD  
U.S. POSTAGE  
PAID  
BOULDER CO  
PERMIT NO.182

## THE STITCH COLLECTION by Debbie O'Neill.

Meet the author. See the Swatches.

Book signing, Saturday, October 2, 1-3pm



### NEW YARNS!

**ESTONIAN YARN** - A RUSTIC, VARIEGATED FINGERING WEIGHT YARN. MAKE A LACE SCARF OR FELTED BAG.  
**MANOS SILK - WOOL** - SOFT, SUMPTUOUS. GLORIOUS  
**FILIGRAN** - AT LAST A SUPERWASH LACE YARN IN 100% MERINO WOOL  
**I28 SUPERWASH** - A BULKY SUPERWASH. PERFECT FOR A QUICK KID'S KNIT  
**ECO+** - THE POPULAR ECOLOGICAL WOOL IN COLORS  
**MOUNTAIN COLORS SOCK YARN** - BEAUTIFUL. HANDPAINTED SUPERWASH MERINO  
**ZINO** - SOFT, SELF-STRIPING SOCK YARN  
**FILEGENDE UNTERTASSE** - A SOCK KNITTER'S DREAM - KNIT 2 SOCKS AT THE SAME TIME FROM ONE BALL OF YARN - VOILA. MATCHING SOCKS WITH AN EXCITING DESIGN.

### NEW DVD

**DOUBLEWEAVE BASICS** - JENNIFER MOORE

### NEW BOOKS!

**MORE LAST-MINUTE KNITTED GIFTS**  
**AROUND THE WORLD IN KNITTED SOCKS**  
**DOUBLEWEAVE** - JENNIFER MOORE  
**ART OF KNITTED LACE**  
**ART CLOTH** - JANE DUNNEWOLD  
**NORWEGIAN SWEATER TECHNIQUES FOR TODAY'S KNITTER**  
**KNITS MEN WANT**  
**THE NEW KNITTER'S TEMPLATE**  
**POWER CABLES**  
**GIFTED** - LOVELY LITTLE THINGS TO KNIT & CROCHET  
**1000 ARTISAN TEXTILES**  
**VOGUE KNITTING STITCHIONARY 5** - LACE KNITTING  
**THE HANDMADE MARKETPLACE** - SELL YOUR CRAFTS  
**SO WARPED** - WARPING A LOOM FOR TAPESTRY  
**THE WEAVER'S IDEA BOOK** - JANE PATRICK  
**WEAVING FOR BEGINNERS** - PEGGY OSTERKAMP

Help us with our mailing list. If you move, please let us know. If you are getting duplicates or don't want to receive the newsletter, also let us know. Thanks.