

# Shuttles, Spindles & Skeins, Inc.

weaving . basketry . spinning . knitting . felting  
classes . equipment . yarn

635 South Broadway #E  
Boulder, CO 80305

Table Mesa Shopping Center  
(303) 494-1071 or 1-800-283-4163 (toll-free)

Hours: Monday 12-6 . Tuesday-Saturday 10-6 . Closed Sunday

Sept. - Dec. 2009

www.shuttlesspindlesandskeins.com



## 17<sup>TH</sup> BIRTHDAY SALE



Saturday, September 12, 10-6pm - One day only!

15% OFF ALL SCHACHT EQUIPMENT (EXCEPT CRANBROOK LOOMS)  
AND ALL IN-STOCK MERCHANDISE.  
(INCLUDES BOOKS, MAGAZINES, PATTERNS, BUTTONS, FIBER, ETC, ETC.)

PAYMENT MUST BE MADE IN FULL AT TIME OF PURCHASE.  
CHECKS AND CASH ARE PREFERRED, BUT MASTERCARD, VISA, DISCOVER  
AND AMERICAN EXPRESS ARE CHEERFULLY ACCEPTED.

SIGN UP TO WIN ONE OF TEN \$50 GIFT CERTIFICATES.

SORRY, WE CAN'T WIND YARN ON SALE DAY



## Spinning & Weaving Week Events

### SHUTTLES SPIN-IN AND KNIT-IN

Monday, September 14, 7-9:30pm (Date change - 1st Monday is Labor Day)


Monday, October 5, Spin in, Knit in, Weave in  
and Potluck, 6:30-9:30pm

Come celebrate Spinning and Weaving Week with  
a potluck, knit, weave and spin in. All weavers,  
spinners and knitters are welcome. Just bring a dish  
to share and your own table service. Coffee, Tea  
and sweets will be provided by Shuttles.  
Come one, come all!

Monday, November 2, 7-9:30 back on the regular  
first Monday of the month

Monday, December 7, 7-9:30pm

Bring your wheel and/or needles and join other knitters & spinners in an  
evening of good company.



### CELEBRATE SPINNING AND WEAVING WEEK, OCTOBER 5 - 11

Spread the word!

Show someone how to spin or weave this week!

Monday, October 5, 6:30-9:30pm

Potluck and weave, spin and knit in at Shuttles

Thursday, October 8, 4-5:30pm

Tours at Schacht Spindle Company

Call Schacht at 303 442-3212 to sign up for a tour

## Special Class on Ravelry

WHAT'S RAVELRY?

1 Session \$30

Sunday, November 15, 1-4pm

Connie Kephart, instructor

Have you heard about Ravelry but haven't had the time to check it out?  
Do you have an account on Ravelry yet know there's more you can do  
with it than search patterns? Join us for an introductory look at Ravelry:  
what it is, how to get an account if you don't have one, what it can do for  
you, how to work with it and more!

ALL LEVELS WELCOME. BRING PAPER AND PEN FOR NOTES.

### DISCOUNT POLICY

During a class students receive a 10% discount on products sold by  
Shuttles, Spindles & Skeins.

A 20% discount is available for a bulk yarn purchase of \$250. (For  
\$200 plus tax you get \$250 worth of yarn.)

A 25% discount is available for a bulk yarn purchase of \$350. (For  
\$262.50 plus tax you get \$350 worth of yarn.)

No credit cards for bulk purchases.

**BULK PURCHASES ARE NON-REFUNDABLE.**

# Special Workshops

**Archie Brennan and Susan  
Martin Maffei**

**Cheryl Oberle**

## **TAPESTRY WORKSHOP - DESIGN DEVELOPMENT**

**3 Days \$185**

**Friday, September 18, Saturday, September 19 &  
Sunday, September 20, 9:30-4:30pm**

In woven tapestry there is an intriguing interplay between acquiring techniques and applying them to a design or an idea. Last year's workshop focused mainly on basic techniques. This September we plan to focus on design development using these techniques.

**USE OF LOOMS AND MATERIALS PROVIDED.**

**BEGINNING TAPESTRY WEAVING SKILLS REQUIRED.**

**Archie Brennan** has been a leading international figure in tapestry for more than 25 years. His work is in major art museums around the world, and he has taught and lectured at universities and art schools since 1962. He began a 7 year full time tapestry apprenticeship in 1948 and is also an arts graduate, both out of Edinburgh, Scotland.

**Susan Martin Maffei** is an internationally known tapestry artist and instructor whose background includes art studies at "The Art Students League" in New York City, tapestry training at Les Gobelins in Paris and apprenticeship and studio work at the Scheuer Tapestry Studio, NYC. Maffei has been weaving her own work professionally since 1985. She has taught, lectured and exhibited in the United States and abroad. She has work in both public and private collections.

**Because Archie and Susan are visiting instructors our rules on class sign up will be different. To register in the class we must have full payment at the time of registration. If for some reason you cannot take the class after signing up, a refund will be made only if we can fill your space. We have made a commitment to these instructors and are liable for costs.**

## **FAROESE SHAWL**

**1 Day \$75**

**Saturday, December 5, 10-4pm**

The Faroe Islands get their name from the Norwegian word for Fairyland. The traditional Faroese shawl is indeed a magical garment. Light as a feather, it has a triangular shape that is uniquely designed to stay on your shoulders. The secret is a center back gusset. The shawl is also a wonderful canvas for lace or color knitting. Knit a miniature shawl to learn the special techniques of shaping, lace knitting, two color knitting, finishing and blocking.

**INTERMEDIATE KNITTING SKILLS REQUIRED.**

**Cheryl Oberle** - Spends her days knitting, designing and teaching. Besides being the founder of KNITAWAY IN THE ROCKIES, she is the author of FOLK SHAWLS, FOLK VESTS, KNITTED JACKETS: 20 DESIGNS FROM CLASSIC TO CONTEMPORARY. Her work has been featured in HANDPAINT COUNTRY, A GATHERING OF LACE and the ONE SKEIN WONDER series and she has designed for major knitting magazines and yarn companies. Cheryl also has her own line of self-published designs and kits featuring her hand-dyed yarn.

**COMMUNITY KNITTING**  
**3<sup>RD</sup> TUESDAY OF THE MONTH \$5 DONATION**  
**September 15, October 20 & November 17, 7-8:30pm**  
**Roxana Bartlett, instructor**

We will be beginning our 14<sup>th</sup> year! Join us for the fun of knitting for children in need. We do a different project every month - please check our website for details. Yarn and patterns provided.

<http://groups.yahoo.com/group/communityknitting/>

# Knitting Classes

## **INTRO TO KNITTING**

**1 Session \$35**

**Wednesday, September 23, 10-12:30pm or**

**Saturday, November 21, 10-12:30pm**

**Roxana Bartlett, instructor**

Have you ever been curious and wanted to try a little knitting? This class will teach you how to cast on, the knit stitch and how to cast off. And...you will start your first scarf!

**NEEDLES AND YARN PROVIDED.**

## **BEGINNING KNITTING**

**4 Sessions \$85**

**Begins Wednesday, September 16, 6:30-8:30 or**

**Begins Friday, October 9, 10-12noon or**

**Begins Monday, October 19, 6:30-8:30pm or**

**Begins Thursday, October 22, 10-12noon or**

**Begins Tuesday, November 17, 6:30-8:30pm**

**Roxana Bartlett, Sally Kuhn or Margaret Tullis instructor**

Learn to knit! Knitting warm, comfortable, attractive clothing is calming to the mind and soothing to the spirit (and fun). This class covers needles, yarns and basic stitches with lots of time to practice, ask questions and discover the joy of this ancient craft. We will also make a hat! (Hat uses #10 1/2, 16" circular needles and bulky yarn to be provided by student.)

**STRAIGHT NEEDLES, SAMPLER YARN AND BOOK PROVIDED.**

## **TWINED KNITTING (TVAANDSTICKNING)**

**A.K.A. RED DIAMOND HAT**

**3 Sessions \$60**

**Begins Monday September 21, 1-3:30pm**

**Margaret Wahlin, instructor**

This simple little hat will give some insight on an ancient Swedish technique. Students must be willing to carry yarn in their right hand.

**INTERMEDIATE KNITTING SKILLS REQUIRED.**

## **KNIT SOME SOCKS**

**2 Sessions \$45**

**Monday, September 21 & 28, 6:30-9pm**

**Sharon Dalebout, instructor**

Fall weather is on the way. It is time to start thinking about warmer clothing and gifts for the holidays. SOCKS ARE PERFECT. They are so much fun to knit and great to wear. Come and learn to knit a pair of socks and join the ranks of enthusiastic sock knitters.

**INTERMEDIATE KNITTING SKILLS AND EXPERIENCE ON DOUBLE POINTED NEEDLES REQUIRED.**

## **UPCOMING HOLIDAY CLOSURES**

**MONDAY, SEPTEMBER 7, LABOR DAY**

**THURSDAY, NOVEMBER 26, THANKSGIVING**

**THURSDAY, DECEMBER 24, CLOSE 3PM CHRISTMAS EVE**

**FRIDAY, DECEMBER 25, CHRISTMAS DAY**

**THURSDAY, DECEMBER 31, CLOSE 3PM, NEW YEAR'S EVE**

**FRIDAY, JANUARY 1, NEW YEAR'S DAY**

**SATURDAY, JANUARY 2, CLOSED FOR INVENTORY**

# More Knitting Classes

## FEBRUARY LADY SWEATER

3 Sessions \$55

Begins Thursday, September 24, 1-3pm or

Begins Thursday, September 24, 7-9pm

**Kristi Anderson, instructor**

Come join us in knitting Pamela Wynne's wonderful lace cardigan. It is perfect for cool fall days or as a special holiday gift. This sweater is knit from the top down using worsted weight yarn. It is a great advanced beginner project to teach you a variety of techniques from one row button holes to lace knitting. Find the pattern as a free download at [www.flintknits.com](http://www.flintknits.com) or on Ravelry.

ADVANCED BEGINNING KNITTING SKILLS REQUIRED.

## CONTINENTAL KNITTING (AND PURLING)

2 Sessions \$45

Thursday, September 24 & October 1, 7-9:30pm

**Debbie O'Neill, instructor**

Learn how to knit and purl by carrying the yarn in your left hand. Knowing how to knit with the yarn in either hand makes color knitting easier and can help alleviate strain since you can switch off hands. We will make a simple garter stitch dishcloth to get going and follow up with a lacy scarf that involves knits, purls, increases and decreases. We will discuss the way stitches sit on the needle. Recognizing proper stitch mount will keep you from inadvertently twisting stitches and make for much quicker knitting.

BEGINNING KNITTING SKILLS REQUIRED.

## CHILD'S PICOT CARDIGAN

3 Sessions \$60

Begins Wednesday, September 30, 10-12:30pm

**Roxana Bartlett, instructor**

Learn to knit a fun cardigan for a special little girl (Sizes 3-10). The sweater's construction is simple and innovative. There are fun details in the picot edges and the pockets.

BEGINNING KNITTING SKILLS REQUIRED.

## CAST ON AND BIND OFF TECHNIQUES

1 Day \$55

Saturday, October 3, 9:30-4:30pm

**Ann Budd, instructor**

There are a variety of ways to cast-on and bind-off stitches, each with its own advantages. In the morning half of this one day workshop you'll learn at least five different cast-ons and when to use them to provide strength, elasticity, invisibility, or decoration. In the afternoon you'll learn at least five different bind-offs and when to use them. You will use each technique in a separate swatch that you'll keep for reference. Cast-on methods include Long-Tail, Old Norwegian, Tubular, Provisional, Channel Island and more if time permits. Bind-off methods will include Suspended, I Cord, Three-Needle, Sewn, Decrease and more if time permits.

ADVANCED BEGINNING--INTERMEDIATE KNITTING SKILLS REQUIRED.

## MITTENS

2 Sessions \$45

Saturday, October 10 & 17, 10-12:30pm

**Roxana Bartlett, instructor**

Mittens make wonderful portable knitting projects--and whose fingers don't need warming? We will be knitting all kinds of mittens: quick and simple, patterned and textured. This is a fun way to learn about using four needles!

BEGINNING KNITTING SKILLS REQUIRED.

## STRANDED COLOR KNITTING

3 Sessions \$60

Begins Monday, October 12, 6:30-9pm

**Sharon Dalebout, instructor**

In this class you will learn the skills you need for stranded color knitting, sometimes called Fair Isle Knitting. You will knit a hat and leave with your new hat and some new knitting skills.

ADVANCED BEGINNING KNITTING SKILLS REQUIRED.

## WONDERFUL WALLABY

4 Sessions \$70

Begins Friday, October 16, 10-12noon

**Kristi Anderson, instructor**

Carol Anderson's (Cottage Creations) Wonderful Wallaby is a hooded sweatshirt style sweater from a children's size 2 through adult sizes. It's a fun knit with almost no finishing required. Pattern is included with class.

ADVANCED BEGINNING KNITTING SKILLS REQUIRED.

## EXPLORE JAPANESE KNITTING

1 Day \$50

Saturday, October 17, 9:30-4:30pm

**Donna Druchunas, instructor**

Japanese knitting books are hot right now. Although the patterns are written entirely in Japanese, they are not impossible for American audiences to read. Very light on text and heavy on charts, with a cheat sheet of translations, any adventurous knitter can enter the world of Japanese knitting. You will learn how to read Japanese patterns, focusing on the charts and schematics. Because Japanese patterns usually are written for one small size—you will also learn how to resize the patterns. In addition, you will learn a few interesting stitches and techniques to add a little finesse to any project.

INTERMEDIATE KNITTING SKILLS REQUIRED.

## TOP DOWN RAGLAN SWEATER

3 Sessions \$60

Saturday, October 17, 24 & November 7, 1-3:30pm

**Debbie O'Neill, instructor**

This class will introduce you to knitting raglan sweaters from the top down. This technique enables you to try the sweater on as you knit, allowing for adjustments as you go. The sweater can be knit in any size at any gauge.

ADVANCED BEGINNING KNITTING SKILLS REQUIRED.

## UFOs

1 Session \$25

Sunday, October 18, 1-4pm or

Sunday, November 8, 1-4pm

**Kristi Anderson, instructor**

If you are like me, you have unfinished projects filling a drawer, a bin or a closet. I can't recall why these projects were set aside, but I would really like to finish them. So I want to encourage you in landing those UFOs. Please bring your unfinished projects and we will get them back on track.

## ON YOUR TOE SOCKS

### TOE UP SOCK WORKSHOP

1 Day \$55

Wednesday, October 21, 9:30-4:30pm

**Ann Budd, instructor**

These socks are worked from the toe up with an Eastern cast on, include a short row heel and end with a sewn bind off. You will make a small sample sock to learn all the skills in one day.

INTERMEDIATE KNITTING SKILLS AND EXPERIENCE ON DOUBLE POINTED NEEDLES REQUIRED



# Still More Knitting Classes

## LITHUANIAN SOCK HEELS AND TOES

2 Sessions \$45

Thursday, October 22 & 29, 6:30-9pm

Donna Druchunas, instructor

Working from instructions I have translated from early Lithuanian knitting books, we will knit several types of heels and toes that I have never seen used in contemporary American knitting patterns. We will also look at different types of sock construction used in Lithuania in the 19<sup>th</sup> century and discuss the history and cultural development of Lithuania, with a focus on influences on knitting patterns and techniques used in the country.

INTERMEDIATE KNITTING SKILLS AND EXPERIENCE ON DOUBLE POINTED NEEDLES REQUIRED.

PREREQUISITE: SOCK KNITTING EXPERIENCE.

## KNIT SOME FUN GLOVES

3 Sessions \$70

Begins Saturday, October 24, 9:30-12noon

Sharon Dalebout, instructor

Knitting colorful gloves is so much fun. You can knit a pair to match your favorite jacket, or just add some color to a cold and grey day. In addition, you will add some excellent skills to your knitting knowledge. MATERIALS INCLUDED.

INTERMEDIATE KNITTING SKILLS AND EXPERIENCE ON DOUBLE POINTED NEEDLES REQUIRED.

## KNITTING 2-BEYOND THE BEGINNING

4 Sessions \$65

Begins Saturday, October 24, 10-12noon

Roxana Bartlett, instructor

You know knit, purl, increasing, decreasing and gauge. Put it all together and knit a sweater that fits, feels wonderful and looks great! Choose a pattern from the Knitting 2 book. We will guide you in picking the right yarn and understanding the instructions. A review of knitting techniques and sweater care is also included. **You must stop by and select your pattern and yarn at least ONE WEEK before the start of class.**

PREREQUISITE: BEGINNING KNITTING OR DEMONSTRATED ABILITY WITH TEACHER APPROVAL.

## EXPLORING SOCKS V

2 Sessions \$45

Saturday, October 24 & 31, 2-4:30pm

Sharon Dalebout, instructor

Unravel the mystery of Entrelac knitting and make some great socks. Entrelac knitting is worked on the bias and is a great way to use up odds and ends. You will gain some new knitting skills too.

PREREQUISITE: KNIT SOME SOCKS CLASS.

## KNITTING REVIEW

1 Session \$20

Wednesday, October 28, 10-12noon

Roxana Bartlett, instructor

If you haven't knit for awhile or you've taught yourself and wish you knew a little more, this class is for you. We will review the basics of knitting--cast-ons, increases and decreases, gauge and other techniques that will bring a smile to your face and make your knitting better and so much easier!

BEGINNING KNITTING SKILLS REQUIRED.

**IF YOU ARE TAKING A WEAVING CLASS FROM *Shuttles* AND NEED TO USE A PORTABLE LOOM, TABLE LOOMS ARE AVAILABLE FOR USE ONE WEEK PRIOR TO CLASS. CALL THE SHOP TO RESERVE ONE.**

## FINGERLESS MITTS

2 Sessions \$45

Wednesday, November 4 & 11, 10-12:30pm

Roxana Bartlett, instructor

Learn to use double pointed needles while making very useful, simple fingerless mittens.

BEGINNING KNITTING SKILLS REQUIRED.

## CUFF TO CUFF CARDIGAN FOR CHILDREN

3 Sessions \$60

Begins Friday, November 6, 10-12:30pm

Roxana Bartlett, instructor

Learn to make a fun and very easy worsted weight cardigan knit from cuff to cuff. Sizes range from 3 to 12 years. OR learn how to adapt the pattern for adult sizes.

BEGINNING KNITTING SKILLS REQUIRED.

## THE FINISHING TOUCH

2 Sessions \$45

Monday, November 9 & 16, 1-3:30pm

Margaret Wahlin, instructor

Now that you are an accomplished knitter, learn to sew the pieces of your garment together professionally with perfectly flat seams and a clever join at the shoulders. You will be more than pleased with the results.

BRING A SWEATER TO FINISH AND SWATCHES TO PRACTICE ON. ADVANCED BEGINNING KNITTING SKILLS REQUIRED.

## EXPLORING YARN CHARACTERISTICS

1 Session \$20

Saturday, December 5, 10-12noon

Roxana Bartlett, instructor

Fiber content is probably the most important factor in how your knitted garment looks, feels and wears. We will discuss different yarns, their fiber content, twist, weight, texture and how to anticipate their effect on your knitting.

ALL LEVELS WELCOME.

## SWEATER DOCTOR IS IN

45 Minutes \$20

ANY TUESDAY OR THURSDAY, 11-4pm

CALL TO MAKE AN APPOINTMENT

Roxana Bartlett, instructor

Is there an ailing sweater project in your life?

A pattern suffering from confusion? A technique so cold it needs resuscitation? Schedule an appointment with Dr. Knits and have a one on one session that will get that sweater up and wearing.



## Dyeing

### WARP PAINTING

1 Session \$40

Tuesday, September 22, 1-4pm

Betsy Blumenthal, instructor

Learn to mix and measure the dry fiber reactive dyes to make a dye solution. The dye solutions are then used to paint bands of color onto a set of two premade warps. Once the warps have "batched" for 24 hours, they are rinsed and dried and ready to warp into a project of your choosing. The warps can be threaded and intermixed to produce a complex color mix of lengthwise splashes of color. Changing the scale and type of materials, or combining the painted warps with plain warps, or working with various weave structures will be discussed in the workshop and are areas for further exploration.

MUST KNOW HOW TO WIND A WARP FOR WEAVING.

NO DYE EXPERIENCE NEEDED.

NO PREGNANT WOMEN PLEASE.

# Weaving Classes

## **BEGINNING 4 SHAFT WEAVING**

**8 Sessions \$155**

**Begins Tuesday, September 15, 6-8:30pm (No class November 3.)**

**Judy Steinkoenig, instructor**

Become a weaver! Learn how to use a shaft loom to create fabrics and projects you've only dreamed of. In addition to warping, reading drafts and figuring yarn requirements, we'll explore pattern weaves such as lace, summer and winter and overshot. The emphasis is on fun and the possibilities are endless. This is the beginning. Expect at least four or five hours of homework per week in this class.

USE OF OUR LOOM PROVIDED.

## **WEAVE A COLLAPSE SCARF**

**1 Day \$50**

**Saturday, September 26, 9-4pm**

**Betsy Blumenthal, instructor**

You may have noticed those new flexible, multicolored, textured scarves. Now learn all the tricks to make your own unique fashionable "collapse" scarf using luxury fibers and traditional weave structures.

Choose wool/silk, soy rayon, tencel or silk for your scarf. Choose either of two styles and work with medium or tiny yarns, as you prefer. And an exciting bonus...you can paint your warp ahead of time in the warp painting class in February.

ADVANCED BEGINNING WEAVING SKILLS REQUIRED, INCLUDING WARPING AND WEAVING WITH A BOAT SHUTTLE.

## **THE INTERLACEMENT MOTIF**

**2 Days \$85**

**Saturday, October 3 & Sunday, October 4, 9:30-4:30pm**

**Susan Wilson, instructor**

Think of familiar design motifs such as stripes, trees, snowflakes and geometric shapes created by woven structure. Then imagine the plain weave interlacement as the design motif itself. In this round robin workshop, students will sample a variety of weave structures that can create an image of interlaced ribbons on the surface of the fabric. Learn about designing with blocks, profile drafting, several lace weaves and tied weaves and creating color and weave effects.

ADVANCED BEGINNER OR INTERMEDIATE WEAVING SKILLS REQUIRED. MUST BE ABLE TO WARP A LOOM WITH EVEN TENSION, WEAVE BALANCED PLAIN WEAVE AND READ A DRAFT. USE OF A 4 SHAFT OR 8 SHAFT LOOM REQUIRED.

## **BEGINNING WEAVING ON A RIGID HEDDLE LOOM**

**3 Sessions \$60**

**Begins Thursday, October 8, 6:30-8:30pm**

**Jane Patrick, instructor**

This introductory class will acquaint you with the art and craft of weaving. Students will learn the basics of setting up the rigid heddle loom, simple weaves, and how to create a variety of fabrics and textures. If you've always wanted to explore weaving without a major commitment of time and money, this class is for you.

ALL LEVELS WELCOME.

USE OF OUR RIGID HEDDLE LOOMS AND MATERIALS FOR FIRST PROJECT PROVIDED.

## **TEXTURES AND PATTERNS ON THE RIGID HEDDLE LOOM**

**1 Day \$45**

**Saturday, October 17, 10-3pm**

**Jane Patrick, instructor**

The rigid heddle loom is a simple loom with lots of potential. You CAN weave more than plain weave on this cleverly designed loom using a pick-up stick or finger techniques. Come to class with a warped loom for a sampler (specifications to be provided), and go home with lots of ideas to explore for rigid heddle projects of all kinds.

BEGINNING RIGID HEDDLE WEAVING SKILLS REQUIRED.

USE OF A RIGID HEDDLE LOOM REQUIRED.

## **INKLE WEAVING**

**2 Sessions \$45**

**Sunday, October 18 & 25, 1:30-4pm**

**Sally Kuhn, instructor**

Inkle weaving is simple, portable and fun. Learn the basics of warping and weaving on an inkle loom. We'll make two different projects, one of your own design.

ALL LEVELS WELCOME.

USE OF OUR LOOM AND MATERIALS PROVIDED.

## **MORE ON FOUR IN TWO**

**2 Days \$90**

**Monday, November 16 & Tuesday, November 17, 9-4pm**

**Judy Steinkoenig, instructor**

In this two day round robin workshop we'll explore a variety of four shaft weave structures not covered in Beginning Weaving.

BEGINNING 4 SHAFT WEAVING SKILLS REQUIRED.

USE OF A PORTABLE LOOM REQUIRED.

## **TASTE OF 4 SHAFT WEAVING**

**2 Days \$120**

**Saturday, November 21 & Sunday, November 22, 9-5pm**

**Judy Steinkoenig, instructor**

During this introductory four shaft weaving class, you will warp the loom twice. You'll weave a sample and design and weave a finished piece to take home.

USE OF OUR LOOM PROVIDED.

# Basketry

ALL BASKET MATERIALS ARE PROVIDED FOR EACH CLASS. STUDENTS SHOULD WEAR OLD CLOTHES AND BRING: SHARP SHEARS (KITCHEN OR PRUNING), OR DIAGONAL CUTTERS, AWL, TAPE MEASURE, PENCIL, AND TOWEL.

## **GATHERING BASKET**

**1 Day \$65**

**Sunday, September 20, 9:30-4pm**

**Margaret Tullis, instructor**

An open "potato" style, this will be a versatile addition to your collection.

ALL LEVELS WELCOME.

## **YARN BASKET**

**1 Day \$65**

**Sunday, October 25, 9:30-4pm**

**Margaret Tullis, instructor**

This ribbed basket without a handle is perfect for storing a yarn project.

The class includes a demonstration and discussion of fiber reactive dyes. ALL LEVELS WELCOME.

## **RETURN POLICY**

**ALL RETURNS MUST BE ACCOMPANIED BY  
THE SALES RECEIPT.**

**Returns will be accepted up to one year after date of purchase.**

**Cash refunds for returns up to \$20; store credit for refunds over \$20.**

**We regret that we cannot give refunds for:  
Patterns Wound off yarn Sale merchandise**

**Returned yarn must be in the original wrapper, unused  
and in good condition.**

**We reserve the right to refuse any merchandise deemed unsalable.**

# Spinning Classes

## **DROP SPINDLE SPINNING**

**1 Session \$35**

**Thursday, September 17, 7-9:30pm**

**Maggie Casey, instructor**

The “dreaded drop spindle” need not be feared at all. All it takes is a little practice and a sense of humor. Come use our spindles or bring your own. We’ll twist the night away.

ALL LEVELS WELCOME.

USE OF SPINDLES AND FIBERS PROVIDED.

## **BEGINNING SPINNING ON A WHEEL**

**6 Sessions \$145**

**Begins Thursday, September 24, 7-9:30pm,**

**Dye day, Saturday, November 7, 10-3pm or**

**Begins Friday, September 25, 9-11:30am,**

**Dye day, Friday, November 6, 9-2pm**

**Maggie Casey, instructor**

Spider Woman taught the Navajo women to spin with a spindle made of lightning and turquoise. While we can't provide that kind of equipment, we can continue the tradition. Wool, greasy, clean and commercially processed is our fiber. The last class is an all day natural dye workshop.

**Women who are pregnant should take the dye class at a later time when they are not pregnant.**

ALL EQUIPMENT AND MATERIALS ARE PROVIDED.

PLEASE WEAR OLD CLOTHES.

## **SO I CAN SPIN ON A SPINDLE: WHAT’S NEXT?**

**1 Session \$30**

**Sunday, October 4, 1-4pm**

**Connie Kephart, instructor**

Are you ready for more spindle info, tips and fun? We’ll take a closer look at drafting and spinning in this class and try several plying methods. We’ll work on making the yarn we want, and we’ll talk about project spinning and fibers.

BEGINNING SPINDLE SPINNING SKILLS REQUIRED. BRING YOUR FAVORITE SPINDLE, PAPER AND PEN FOR NOTES. FIBERS PROVIDED.

## **SPINNING 2**

**4 Sessions \$95**

**Begins Thursday, November 12, 7-9:30pm (no class November 26)**

**Maggie Casey, instructor**

Now that you know what the knobs on your spinning wheel are for, is it time for another class? Spinning 2 will include such varied topics as t.p.i. (twists per inch), use of wool combs, Navajo plying and more. We will cover different techniques to give you more control over the size and twist of the yarn you spin.

BEGINNING SPINNING SKILLS REQUIRED.

BRING YOUR WHEEL.

FIBERS PROVIDED.

# Crochet

## **BEGINNING CROCHET**

**4 Sessions \$85**

**Begins Tuesday, September 22, 6:30-9pm or**

**Begins Monday, October 19, 1-3pm**

**Margaret Tullis, instructor**

Discover the versatility and usefulness of crochet. Learn basic crochet stitches and how to read patterns. Several small projects will be made, including a hat. (Hat uses worsted weight yarn to be provided by the student.)

BOOK, HOOK AND SAMPLER YARN PROVIDED.

## **TAPESTRY CROCHET HAT**

**2 Sessions \$45**

**Wednesday, November 4 & 11, 6:30-8:30pm**

**Margaret Tullis, instructor**

Color changes and figure design will add new dimension to your crochet. We’ll make a hat with or without earflaps.

BEGINNING CROCHET SKILLS REQUIRED.

HOOK AND SOME YARN PROVIDED.

## **HOOKED ON STITCHES FREEFORM**

**3 Sessions \$60**

**Begins Monday, November 16, 6:30-8:30pm**

**Margaret Tullis, instructor**

Explore fun stitches. Make a baby blanket or a throw. We’ll even do some Tunisian crochet. Straight lines are optional.

BEGINNING CROCHET SKILLS REQUIRED.

HOOK AND SOME YARN PROVIDED.

## **CROCHET CLINIC**

**45 Minutes \$20**

**ANY TUESDAY, 11-4PM**

**BUT YOU MUST CALL TO MAKE AN APPOINTMENT**

**Margaret Tullis, instructor**

Do you have crochet questions? Are you stuck on a project? Need help understanding directions? Want help starting a new project or finishing an old one? Crochet clinic is the answer. Bring your projects and problems, and we will talk crochet.

# Uniques

## **KUMIHIMO**

**1 Day \$45**

**Wednesday, September 30, 10:30-3pm**

**Sally Kuhn, instructor**

Kumihimo, the ancient and honored craft of Japanese braiding, a tradition going back to the Middle Ages, is enjoying a revival of interest. Braids are fascinating and beautiful alone. They can also be useful as an embellishment for handwovens or jewelry. We will construct a simple braiding stool and experiment with round, flat and square braids. A Kumihimo computer program will be available for those who wish to try it.

ALL MATERIALS PROVIDED.

ALL LEVELS WELCOME.

## **CHRISTMAS KUMIHIMO CANDY CANE**

**1 Session \$35**

**Friday, November 20, 10-12noon**

**Sally Kuhn, instructor**

Make an ornament for your tree while learning Japanese braiding (Kumihimo) on a round foam disk. Make one in class and take the disc home to make more.

ALL LEVELS WELCOME.

ALL MATERIALS PROVIDED.

## **PLY SPLIT A WAVES KEY RING BRAID OR WRIST DISTAFF**

**1 Session \$30**

**Sunday, December 13, 1-3:30pm**

**Sally Kuhn, instructor**

Ply-splitting, a technique from Northern India, is completely portable. Peter Collingwood and Linda Hendrickson helped introduce this slow and meditative technique to the US. We will complete a colorful Waves Key ring braid or wrist distaff using SCOT (Single-course Oblique Twining), prepared cords and a gripfid - a handy tool.

ALL SUPPLIES INCLUDED.

ALL LEVELS WELCOME.

### CLASS REGISTRATION POLICIES

Many of our classes fill up quickly. To guarantee a space, you should pre-register **AT LEAST ONE WEEK PRIOR TO** the beginning of the class. To register for a class, we require a deposit of 1/2 of the cost of the class. The remainder of the fee is due the day of the first class. We consider your enrollment a commitment to take the class. We order supplies and make a commitment to the instructor based on your registration.

Please be sure you can attend the first session before you sign up for a class. The first class session provides the foundation of skills for the entire class.

If you cancel a week or more before the beginning date of the class, all monies will be refunded. **IF YOU CANCEL WITH LESS THAN A WEEK'S NOTICE, YOUR REGISTRATION DEPOSIT WILL BE FORFEITED.** The cost of the class is neither refundable nor transferable once the class has begun. A full refund of all monies will be made if Shuttles, Spindles and Skeins cancels a class.

**MUCH AS WE LOVE CHILDREN - ESPECIALLY YOURS - OUR VERY LIMITED CLASSROOM SPACE MAKES IT IMPOSSIBLE TO ACCOMMODATE CHILDREN WHILE YOU ARE IN CLASS. PLEASE MAKE OTHER ARRANGEMENTS.**

Please enroll me in (name of class or classes, date & time) \_\_\_\_\_

Name \_\_\_\_\_

Mailing Address \_\_\_\_\_

City, State, Zip \_\_\_\_\_

Telephone (Please list home and work) H \_\_\_\_\_ W \_\_\_\_\_

I have enclosed my check or money order in the amount of \$ \_\_\_\_\_.

Please charge \$ \_\_\_\_\_ to my  Visa  Master Card  Discover  American Express

Credit card number: \_\_\_\_\_ Expiration date: \_\_\_\_\_

## Felting Classes

ALL FIBERS ARE PROVIDED FOR THE FELTING CLASSES.  
PLEASE BRING A COUPLE OF OLD TOWELS.

### FELT FOR FEET

1 Day \$60

Sunday, September 27, 9:30-4pm

Margaret Tullis, instructor

If your toes are cold, this class is for you. There is nothing warmer than felt and it's great for slippers or after ski boots. You will use dyed wool fleece to make one-piece boots felted for a custom fit right on your feet. ALL LEVELS WELCOME.

### NEEDLE FELTED TRICKS AND TREATS

1 Session \$45

Sunday, October 18, 1-4pm

Heide Murray, instructor

Come spend three hours learning the craft of needle felting and make some holiday inspired goblins. Make a pumpkin, ghost, devil or black cat—or something just as ghoulish.

ALL LEVELS WELCOME. AGE 12 AND UP.

### FELT A HAT

1 Day \$60

Saturday, October 24, 9:30-4pm

Margaret Tullis, instructor

You will start with loose fleece and end up with a felt hat. You will have lots of choices of colors and shapes for your hat. We supply the tools and materials; you supply an old towel and some elbow grease. ALL LEVELS WELCOME.

### NEEDLE FELTED CREATURES IN JARS

1 Session \$45

Monday, November 9, 6-9pm

Heide Murray, instructor

Experiment with the fun and easy craft of needle felting by making a creature and capturing it in a jar where it will live safely protected from the cat. Learn needle felting and even a bit of embroidery as you embellish your creature. Bring a clear glass jar to class. Wet felting your creature will also be discussed.

ALL LEVELS WELCOME. AGE 12 AND UP.

### NUNO

1 Day \$60

Sunday, November 22, 9:30-4pm

Margaret Tullis, instructor

Come explore layers in feltmaking. What sticks, what resists. Bring sheer fabric, mesh, even lace. There will be more to share. You will also need a towel and some elbow grease.

ALL LEVELS WELCOME.

## Tatting

### TATTING BASICS

3 Sessions \$65

Begins Wednesday, October 14, 6:30-9pm

Margaret Tullis, instructor

Learn the basic stitches. Then discover how this "lace" is constructed. We'll explore some contemporary tools and materials.

ALL MATERIALS PROVIDED.

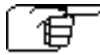
### NEWSLETTER ONLINE

If you would like notification of when the newsletter is online please send email to [shuttles@shuttlesspindlesandskeins.com](mailto:shuttles@shuttlesspindlesandskeins.com)

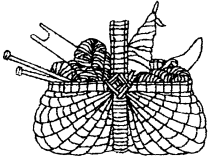
**VISIT OUR WEB SITE:**  
[www.shuttlesspindlesandskeins.com](http://www.shuttlesspindlesandskeins.com)

**See page 1 for a special November class on using  
Ravelry - a knit and crochet community**

**FALL CLASSES**  
Sept. - Dec. 2009



Knitting, Weaving, Felting, Spinning, Crochet, Basketry, Tatting, Uniques, Dyeing, plus two Special Workshops and a Book Signing!!



*Shuttles, Spindles & Skeins, Inc.*  
635 South Broadway #E  
Boulder, CO 80305

RETURN SERVICE REQUESTED

PRSR STD  
U.S. POSTAGE  
PAID  
BOULDER CO  
PERMIT NO.182

**Laura Farson Book Signing Saturday, September 26, 1-3pm**  
**NEW TWISTS ON TWINED KNITTING - A FRESH LOOK AT A TRADITIONAL TECHNIQUE**  
Rediscover a Swedish technique that reproduces richly textured fabrics. Laura's impeccable design sense puts this collection of over 20 accessories in a class by itself.

**NEW YARNS!**

**GREAT ADIRONDACK YARN CO:**

**SIRENO** - 50% SILK 50% MERINO WOOL.  
A LUSCIOUS, LUXURIOUS YARN

**CABO** - COTTON FROM URUGUAY

**ANOTHER LONESOME STONE YARN:**

**SHEEPISH EDITION** - 100% WASHABLE MERINO  
WOOL IN FUN VARIEGATEDS

**HARMONY** - A NEW LACE WEIGHT MERINO WOOL WITH  
LONG, SUBTLE COLOR CHANGES - A LOVELY,  
ECONOMICAL LACE YARN

**TEMPTATION** - YOU'LL LOVE THIS BULKY ALPACA/WOOL  
FOR A SOFT, WARM BEAUTIFUL QUICK KNIT SWEATER

**TYDY** - AT LAST! THE WORSTED WEIGHT WOOL IN ALL THE  
LOVELY COLORS HAS ARRIVED

AND

**THE KNIT KIT: SEVEN ESSENTIAL KNITTING TOOLS IN  
ONE COMPACT DEVICE - A TRAVELER'S DREAM?**

**NEW BOOKS!**

**SPIN CONTROL** - AMY KING

**KNITTERS AT HOME FROM XRX**

**KNITS FROM THE NORTH SEA**

**NEW TWISTS ON TWINED KNITTING** - LAURA FARSON

**CROCHETED GIFTS** - KIM WERKER

**KNITTED GIFTS** - ANN BUDD

**SENSATIONAL SLIPPERS**

**NEED A HAT?**

**DESIGN IT, KNIT IT** - DEBBIE BLISS

**WEAVING DESIGNS** - MINIATURE OVERSHOT PATTERNS

**THE INNER WORLD OF FARM ANIMALS**

AND NOT TO BE MISSED

**MAGGIE CASEY'S VERY FIRST DVD**

**"START SPINNING"**



Help us with our mailing list. If you move, please let us know. If you are getting duplicates or don't want to receive the newsletter, also let us know. Thanks.