

# Shuttles, Spindles & Skeins, Inc.

weaving . basketry . spinning . knitting . felting  
classes . equipment . yarn


635 South Broadway #E  
Boulder, CO 80305  
Hours: Monday 12-6

Table Mesa Shopping Center  
(303) 494-1071 or 1-800-283-4163 (toll-free)  
Tuesday-Saturday 10-6 . Closed Sunday

Jan. - March 2012

[www.shuttlesspindlesandskeins.com](http://www.shuttlesspindlesandskeins.com)

## THE SHUTTLES FLOCK WISHES YOU THE HAPPIEST OF HOLIDAY SEASONS!

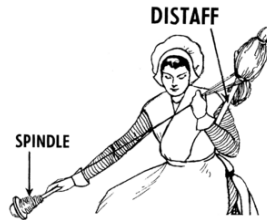


### ROCK DAY EVENING SPIN IN, KNIT IN AND POTLUCK

Friday, January 6, 6:30-9:30pm

Come celebrate the New Year with a potluck knit and spin in. All spinners and knitters are welcome. Just bring a dish to share and your own table service. Coffee, Tea and sweets will be provided by Shuttles. Come one, come all!

Rock Day or St. Distaff's Day traditionally comes the day after Twelfth Night. This is the day spinners go back to work after Christmas.



### WEAVERS' NIGHT OUT

3rd Thursday each month

6:30-8:30pm

We're expanding our Cricket Club to include all you weaving enthusiasts. This is our special time... to share what we've been weaving...to ask questions...to get help...to meet other passionate weavers. Bring your portable loom, such as your rigid heddle, frame or table loom and spend the evening weaving and chatting. Or, just come with your show-and-tell and share your latest success with other like minds. Your hostesses: Judy Steinkoenig and Jane Patrick.

### HOLIDAY CLOSURES

SATURDAY, DECEMBER 24, CLOSE 3PM, CHRISTMAS EVE  
CLOSED SUNDAY, DECEMBER 25, CHRISTMAS DAY  
SATURDAY, DECEMBER 31, CLOSE 3PM, NEW YEAR'S EVE  
CLOSED SUNDAY, JANUARY 1, NEW YEARS DAY  
CLOSED JANUARY 2-3, INVENTORY  
OPEN WEDNESDAY, JANUARY 4, 10-6PM

### SWEATER DOCTOR IS IN

45 Minutes \$25

ANY TUESDAY OR THURSDAY, 11-4pm

CALL TO MAKE AN APPOINTMENT

Roxana Bartlett, instructor

Is there an ailing sweater project in your life? A pattern suffering from confusion? A technique so cold it needs resuscitation? Schedule an appointment with Dr. Knits and have a one on one session that will get that sweater up and wearing.




### SHUTTLES SPIN-IN AND KNIT-IN

Spin In and Knit In 1<sup>st</sup> Monday of the month  
(except January when we celebrate Rock Day on January 6)

February 6 & March 5, 7-9:30pm

Bring your wheel and/or needles and join other knitters & spinners in an evening of good company.



### Trunk Show

PLAYFUL LITTLE KNITS: COSTUMES AND CLOTHES FOR A SIMPLE SEWN DOLL by Rachel Manring  
January 23- February 3

The book contains a pattern for a sewn 9 inch doll and patterns for knitted wardrobe. This well dressed doll has an outfit for every occasion; she can be a ballerina, a lion, a tiger or bear. Come see these delightful little dolls and all their costumes!



# Special Workshops

## Rosalie Neilson

**KUMIHIMO BRAIDING ON THE MARUDAI, 8 & 16 ELEMENTS \$135**  
**Saturday, January 14, 9:30-4:30pm and**  
**Sunday, January 15, 9-3:30pm**

For those familiar with the basics of kumihimo braiding, this two day workshop is an in-depth study of braid interlacings which build on one another. The focus of day one will be to learn the basic movements of 8 element braids; day two will combine these movements to create complex braids of 16 elements. Braiders will use instruction diagrams from Braid Runner, the kumihimo software design program created by Derek Neilson.  
KUMIHIMO EXPERIENCE REQUIRED.

Rosalie Neilson learned to braid on the Marudai and Kakudai stands in 1980 at the Naganuma Kumono Gakuin in Tokyo. She continued her study during two additional trips to Japan in 1982 and 1987. She is actively involved in Kumihimo, having self-published two books and has been in *Handwoven* and *Shuttle, Spindle and Dyepot*. She teaches across the US to weaving guilds and at the Oregon College of Art and Craft.

Because Rosalie is a visiting instructor our rules on class sign up will be different. To register in the class we must have full payment at the time of registration. If for some reason you can not take the class after signing up, a refund will be made only if we can fill your space. We have made a commitment to Rosalie and are liable for costs.

## Cheryl Oberle

**IRISH DIAMOND SHAWL \$80**  
**Saturday, March 24, 10-4pm**

The ever popular Irish Diamond shawl from Cheryl's book *Folk Shawls* is back. Learn to knit a lace-patterned Diamond-shaped shawl. With a fit like a cape, this shawl is a wonderful and versatile garment. After making a miniature shawl, learn how to choose lace and set up the numbers for your own shawl. A good first class for knitted lace, chart reading, charting and shaping. Ideas and techniques for variations will also be covered.

Cheryl Oberle spends her days knitting, designing and teaching. Besides being the founder of KNITAWAY IN THE ROCKIES, she is the author of FOLK SHAWLS, FOLK VESTS and KNITTED JACKETS: 20 DESIGNS FROM CLASSIC TO CONTEMPORARY.

### RETURN POLICY

**ALL RETURNS MUST BE ACCOMPANIED BY  
THE SALES RECEIPT.**

Returns will be accepted up to one year after date of purchase.  
Cash refunds for returns up to \$20; store credit for refunds over \$20.

We regret that we cannot give refunds for:  
Patterns Wound off yarn Sale merchandise  
Returned yarn must be in the original wrapper,  
unused and in good condition.

## Knitting Classes

### BEGINNING KNITTING

4 Sessions \$90

Begins Tuesday, January 10, 6:30-8:30 or  
Begins Saturday, January 21, 1-3pm or  
Begins Monday, February 13, 1-3pm or  
Begins Thursday, March 8, 6:30-8:30pm  
Margaret Tullis, instructor

Learn to knit! Knitting warm, comfortable, attractive clothing is calming to the mind and soothing to the spirit (and fun). This class covers needles, yarns and basic stitches with lots of time to practice, ask questions and discover the joy of this ancient craft. We will also make a hat! (Hat uses #10 1/2 16" circular needles and bulky yarn to be provided by student.)

STRAIGHT NEEDLES, SAMPLER YARN AND BOOK PROVIDED.

### TURKISH BED SOCKS

3 Sessions \$70

Begins Wednesday, January 18, 6:30-9pm or  
Begins Monday, March 12, 1-3:30pm  
Margaret Tullis, instructor

Those slipper/socks will find a way into your knitting bag. What a great way to use a special ball of sock yarn. A small project with clever construction, they make a great gift, after you have enough pairs for yourself. Churchmouse pattern included.

BEGINNING KNITTING SKILLS REQUIRED.

### TWINED KNITTING (TVÅÅNDSTICKNING) A.K.A. RED DIAMOND MÖSSA (HAT)

3 Sessions \$65

Begins Thursday, January 19, 10-12:30pm  
Margaret Wahlin, instructor

This simple little hat will give some insight on an ancient Swedish technique. Students must be willing to carry yarn in their right hand.

INTERMEDIATE KNITTING SKILLS REQUIRED.

### GANSEY SWEATER

6 Sessions \$115

Thursday, January 12, 19, February 2, 16, March 1 & 8, 1-3:30pm  
Margaret Wahlin, instructor

A typical fisherman sweater with many interesting features.  
ADVANCED KNITTING SKILLS REQUIRED.

### CONQUERING KITCHENER STITCH

1 Session \$35

Saturday, January 21, 9:30-12:30pm  
Ann Budd, instructor

Meet Kitchener stitch head on and overcome your fear, whether used on stockinette stitch, reverse stockinette stitch, garter stitch, or ribbing. Through working samples and learning tips, you'll laugh in the face of this too-often dreaded grafting stitch.

INTERMEDIATE KNITTING SKILLS REQUIRED. HOMEWORK REQUIRED.

### CIRCULARITY

3 Sessions \$65

Begins Saturday, January 21, 9:30-12noon or  
Begins Wednesday, February 8, 6:30-9pm  
Margaret Tullis, instructor

Knitting in the round...what's it all about? Getting comfortable with double pointed needles will be our first goal. We'll knit some cuffs. Then we'll explore "magic loop", working on two needles and other circular needle tricks. Bring your adventurous spirit.

BEGINNING KNITTING SKILLS REQUIRED.

### MITTENS

2 Sessions \$50

Saturday, January 21 & 28, 10-12:30pm  
Roxana Bartlett, instructor

Mittens make wonderful portable knitting projects-and whose fingers don't need warming? We will be knitting all kinds of mittens: quick and simple, patterned and textured. This is a fun way to learn about using four needles!

BEGINNING KNITTING SKILLS REQUIRED.

### MATHEMATICS OF KNITTING

1 Session \$35

Saturday, January 21, 1:30-4:30pm  
Ann Budd, instructor

Knitwear designers use gauge and body measurements to create the perfect fit in a sweater (or any other knitted piece). Learn the simple formulas that will let you design your own garments or adjust existing ones for different gauges.

BEGINNING KNITTING SKILLS REQUIRED.

# More Knitting Classes

## **MORE MITTENS**

**2 Sessions \$50**

**Saturday, January 21 & 28, 2-4:30pm**

**Roxana Bartlett, instructor**

In this class we will study different approaches to knitting the gusset in mittens—that clever bit of shaping that accommodates our useful appendage the thumb! We will also experiment with different cuffs and easy but entertaining pattern stitches for mittens.

**MITTENS CLASS OR EXPERIENCE ON DOUBLE POINTED NEEDLES REQUIRED**

## **FINGERLESS MITTS**

**2 Sessions \$50**

**Wednesday, January 25 & February 1, 1-3:30pm**

**Roxana Bartlett, instructor**

Learn to use double pointed needles while making very useful, simple fingerless mittens.

**BEGINNING KNITTING SKILLS REQUIRED.**

## **SATURDAY SWEATER**

**4 Sessions \$70**

**Begins Thursday, January 26, 7-9pm**

**Kristi Anderson, instructor**

Please join me in knitting a simple cardigan with cabled rib and shawl collar. A perfect “Saturday Sweater” to throw on as you run errands or take in a ball game. **ADVANCED BEGINNING KNITTING SKILLS REQUIRED.**

## **KNIT SOME FUN GLOVES**

**3 Sessions \$80**

**Begins Thursday, February 2, 2-4:30pm**

**Sharon Dalebout, instructor**

Knitting colorful gloves is so much fun. You can knit a pair to match your favorite jacket, or just add some color to a cold and grey day. In addition, you will add some excellent skills to your knitting knowledge.

**INTERMEDIATE KNITTING SKILLS AND EXPERIENCE ON DOUBLE POINTED NEEDLES REQUIRED. MATERIALS INCLUDED.**

## **KNIT SOME SOCKS**

**2 Sessions \$50**

**Thursday, February 2 & 9, 6:30-9pm**

**Sharon Dalebout, instructor**

There is absolutely nothing like a pair of hand knit socks to keep your feet, or those of a loved one, warm on a cold winter day. Socks are great projects to knit by the fire or take in the car en route to a fun day of skiing. Join us and learn to make warm, wonderful and colorful socks.

**INTERMEDIATE KNITTING SKILLS AND EXPERIENCE ON DOUBLE POINTED NEEDLES REQUIRED.**

## **KNITTING 2-BEYOND THE BEGINNING**

**4 Sessions \$80**

**Begins Saturday, February 4, 10-12:30pm**

**Roxana Bartlett, instructor**

You know knit, purl, increasing, decreasing and gauge. Put it all together and knit a sweater that fits, feels wonderful and looks great! Choose a pattern from the Knitting 2 book. We will guide you in picking the right yarn and understanding the instructions. A review of knitting techniques and sweater care is also included. **You must stop by and select your pattern and yarn at least ONE WEEK before the start of class.**

**BEGINNING KNITTING OR DEMONSTRATED ABILITY WITH TEACHER APPROVAL REQUIRED.**

## **SLIP STITCH CARDIGAN**

**4 Sessions \$80**

**Begins Saturday, February 18, 2-4:30pm**

**Roxana Bartlett, instructor**

Learn how to make complex color patterns the easy way with the slip stitch technique! Only one yarn is used at any time. This cardigan is completely seamless—no sewing needed. Come in early to pick your yarns and colors.

**BEGINNING KNITTING SKILLS REQUIRED.**

**IF YOU ARE TAKING A CLASS AT SHUTTLES AND ARE FROM OUT OF TOWN, PLEASE PROVIDE A LOCAL PHONE NUMBER OR YOUR CELL NUMBER WHERE WE CAN REACH YOU WHILE YOU'RE HERE!!!**

## **SEVEN SAILS HAT**

**2 Sessions \$50**

**Monday, February 20 & 27, 1-3:30pm**

**Margaret Wahlin, instructor**

Another twined knitted hat with an interesting border. Students must be willing to carry yarn in their right hand.

**INTERMEDIATE KNITTING SKILLS REQUIRED.**

## **EXPLORING SOCKS VII**

**3 Sessions \$65**

**Begins Thursday, February 23, 2-4:30pm**

**Sharon Dalebout, instructor**

Have you tried Domino knitting? How about exploring Domino socks? You will love these. Join us to learn more about modular knitting and get a great pair of socks in the process.

**PREREQUISITE: KNIT SOME SOCKS.**

## **INTARSIA COLOR KNITTING**

**3 Sessions \$65**

**Begins Thursday, February 23, 6:30-9pm**

**Sharon Dalebout, instructor**

Perhaps you have heard it called Tapestry Color Knitting. Whichever, you will learn the skills to knit blocks of color without stranding and have a cute hat to show for it.

**ADVANCED BEGINNING KNITTING SKILLS REQUIRED.**

## **CAST ON AND BIND OFF TECHNIQUES**

**1 Day \$70**

**Saturday, February 25, 10-5pm**

**Ann Budd, instructor**

There are a variety of ways to cast-on and bind-off stitches, each with its own advantages. In the morning half of this one day workshop you'll learn at least five different cast-ons and when to use them to provide strength, elasticity, invisibility, or decoration. In the afternoon you'll learn at least five different bind-offs and when to use them. You will use each technique in a separate swatch that you'll keep for reference.

**INTERMEDIATE KNITTING SKILLS REQUIRED. HOMEWORK REQUIRED.**

## **PROBLEM SOLVING 101**

**1 Session \$30**

**Wednesday, February 29, 1-3:30pm**

**Roxana Bartlett, instructor**

Are you still uncertain about the proper way to pick up a dropped stitch? Still not sure about the proper stitch mount? Have you never learned to “un-knit” in both directions? Discover holes and don't know how they got there? This is the class for you! We will spend two hours concentrating on the most common mistakes that happen in knitting and the most efficient ways to fix them.

## **KNITTING REVIEW**

**1 Session \$30**

**Wednesday, March 7, 1-3:30pm**

**Roxana Bartlett, instructor**

If you haven't knit for awhile or you've taught yourself and wish you knew a little more, this class is for you. We will review the basics of knitting--cast-ons, increases and decreases, gauge and other techniques that will bring a smile to your face and make your knitting better and so much easier!

**BEGINNING KNITTING SKILLS REQUIRED.**

## **EXPLORING YARN CHARACTERISTICS**

**1 Session \$25**

**Saturday, March 17, 10-12noon**

**Roxana Bartlett, instructor**

Fiber content is probably the most important factor in how your knitted garment looks, feels and wears. We will discuss different yarns, their fiber content, twist, weight, texture and how to anticipate their effect on your knitting.

**ALL LEVELS WELCOME.**

**Weave-It looms may be gone but we have found a substitute. Stop in and see the new version of a pin loom in several sizes.**

# Another Knitting Class

## THE FINISHING TOUCH

2 Sessions \$50

Monday, March 19 & 26, 1-3:30pm

Margaret Wahlin, instructor

Now that you are an accomplished knitter, learn to sew the pieces of your garment together professionally with perfectly flat seams and a clever join at the shoulders. You will be more than pleased with the results.

BRING A SWEATER TO FINISH AND SWATCHES TO PRACTICE ON.  
ADVANCED BEGINNING KNITTING SKILLS REQUIRED.

## COMMUNITY KNITTING 3<sup>RD</sup> TUESDAY OF THE MONTH, \$5 DONATION January 17, February 21 & March 20, 7-8:30pm

We are a lively group of happy knitters dedicated to helping children in need. Every month we do a different project-check our website for more information. We are always eager to have new members! Come and join in the fun!

Website: <http://groups.yahoo.com/group/communityknitting/>

# Tatting

## TATTING BASICS

3 Sessions \$70

Begins Monday, January 23, 1-3:30pm

Margaret Tullis, instructor

Learn the basic stitches. Then discover how this "lace" is constructed. We'll explore some contemporary tools and materials.

ALL MATERIALS PROVIDED.

### DISCOUNT POLICY

During a class students receive a 10% discount on products sold by Shuttles, Spindles & Skeins.

A 20% discount is available for a bulk yarn purchase of \$250.  
(For \$200 plus tax you get \$250 worth of yarn.)

A 25% discount is available for a bulk yarn purchase of \$350.  
(For \$262.50 plus tax you get \$350 worth of yarn.)

No credit cards for bulk purchases.

**BULK PURCHASES ARE NON-REFUNDABLE.**

# Weaving Classes

## WEAVING REVIEW

2 Sessions \$50

Tuesday, January 10 & 24, 7-9:30pm

Judy Steinkoenig, instructor

Start the New Year by dusting off that loom and getting creative. We'll review warping, figuring yarn requirements and drafting. This is a brief review of BEGINNING 4 SHAFT WEAVING. You will be given ideas for projects and the assurance that you are ready to go out and weave those rugs, scarves, vest, shawls and whatever else might come to mind.

BEGINNING 4 SHAFT WEAVING SKILLS REQUIRED.

USE OF A 4 SHAFT LOOM REQUIRED.

## BEGINNING 4 SHAFT WEAVING

8 Sessions \$160

Begins Sunday, January 22, 1-3:30pm, 1st class will be from 1-5pm

No class February 19

Judy Steinkoenig, instructor

Become a weaver! Learn how to use a shaft loom to create fabrics and projects you've only dreamed of. In addition to warping, reading drafts and figuring yarn requirements, we'll explore pattern weaves such as lace, summer and winter and overshot. The emphasis is on fun and the possibilities are endless. This is the beginning. Expect at least four or five hours of homework per week in this class. USE OF OUR LOOM PROVIDED.

## TAPESTRY WEAVING

2 Sessions \$80

Saturday, January 28 & February 11, 1-4pm

David Johnson, instructor

In this two day workshop students will warp and weave tapestries using plain and soumak techniques. Day one covers warping and weaving, and day two focuses on ideas and design. Students will keep the looms to allow them to finish their weaving. At a time determined by the class, there will be a potluck and review to talk about the finished pieces.

ALL LEVELS WELCOME. LOOM AND SOME YARNS PROVIDED.

## DYE AND WEAVE A COLLAPSE SCARF

2 Days \$125

Saturday, February 4 & Sunday, February 5, 9-5pm

Betsy Blumenthal, instructor

Hand painted handwoven "collapse" scarf. For 2 shaft, 4 shaft or 8 shaft looms: It's fun and easy to create your own high fashion "collapse" scarf. Class covers 4 different "collapse" weave structures. On day 1 we will hand paint the warps for a 2 yard scarf, and thread our looms. On day 2, we will weave the scarf. Warping instructions and the "collapse" overtwist weft will be provided.

ADVANCED BEGINNING 4 SHAFT WEAVING SKILLS REQUIRED, INCLUDING WARPING AND WEAVING WITH A BOAT SHUTTLE. NO PREGNANT WOMEN PLEASE.

## BEGINNING RAG WEAVING

4 Sessions \$105

Begins Sunday, February 5, 1-3:30pm, no class February 19

Gail Madden, instructor

Recycle those old clothes and sheets or start with new fabric! Learn the techniques needed to create beautiful and practical rag rugs and place mats. Learn time saving tips and various weave structures as well as color and design for rag weaving.

BEGINNING 4 SHAFT WEAVING SKILLS REQUIRED.

USE OF A 4 SHAFT LOOM REQUIRED.

## TASTE OF 4 SHAFT WEAVING

2 Days \$125

Monday, February 6 & Tuesday, February 7, 9-5pm

Judy Steinkoenig, instructor

During this introductory four shaft weaving class, you will warp the loom twice. You'll weave a sample and design and weave a finished piece to take home.

USE OF OUR LOOM PROVIDED.

## WEAVE A SCARF

1 Day \$80

Sunday, February 12, 10-5pm

Sara Goldenberg-White, instructor

If you've wanted to try weaving, but haven't had the time, this all-day class is for you. Using a rigid heddle loom, students will experience all the steps of weaving a scarf from start to finish. Warping, weaving and finishing will be covered, along with basic weaving techniques. By the end of the class, students should have a good idea about what weaving is all about - and go home with a finished project!

USE OF OUR RIGID HEDDLE LOOM AND SUPPLIES ARE INCLUDED.

## *A Gentle Reminder*

THE SHOP CLOSSES AT 6PM. THE CLASSROOM WILL OPEN 15 MINUTES BEFORE CLASSES START. PLEASE COME TO CLASS PREPARED. INSTRUCTORS CAN NOT TAKE TIME FROM TEACHING TO WIND YARN.

**AS A COURTESY TO OUR INSTRUCTORS AND OTHER STUDENTS, PLEASE REFRAIN FROM WEARING PERFUME WHEN ATTENDING A CLASS. ALSO, PLEASE TURN OFF YOUR CELL PHONES WHILE IN CLASS. THANK YOU!**

**VISIT OUR WEB SITE: [www.shuttlesspindlesandskeins.com](http://www.shuttlesspindlesandskeins.com)**

# More Weaving Classes

## A LITTLE BIT ABOUT A LOT

4 Sessions \$70

Begins Wednesday, February 15, 10-12noon

Judy Steinkoenig, instructor

Curious about other weave structures? Unsure how block designs work? Together we'll study and explore common and not so common weaves. Join the fun in expanding your weaving knowledge.

BEGINNING 4 SHAFT WEAVING SKILLS REQUIRED.

USE OF A 4 SHAFT LOOM REQUIRED.

## WEAVE A CROSSOVER SCARF

2 Sessions \$95

Thursday, February 23, 10-4pm & Friday, February 24, 10-2pm

Sally Kuhn, instructor

Learn this fascinating technique while weaving a scarf of fabulous Tencel. Students will select, wind, thread and weave the entire scarf in class using our Wolf Pup looms.

BEGINNING 4 SHAFT WEAVING SKILLS REQUIRED.

ALL MATERIALS PROVIDED.

## WEAVE A BAG IN A DAY

1 Day \$80

Saturday, March 3, 10-5pm

Sara Goldenberg-White, instructor

Learn how to do double weave on the rigid heddle loom while creating a fun functional bag. This class will go over how to wind a warp on a warping board and set up your rigid heddle loom for double weave as well as how to weave two layers of cloth at once!

If you have your own loom, bring it with you, if not, one will be provided (we will use 10 dent reeds).

BEGINNING RIGID HEDDLE WEAVING SKILLS REQUIRED.

YARNS PROVIDED.

## PICK ME UP: EASY-AS-PIE PICKUP PATTERNS FOR THE RIGID HEDDLE LOOM

1 Day \$50

Sunday, March 11, 10-3pm

Sara Goldenberg-White, instructor

Now that you've got plain weave down on the rigid heddle loom, it's time to spice things up with pick-up patterns. Using a pick-up stick on the rigid heddle loom is easier than you think and you'll soon appreciate how powerful this little tool can be. We'll spend the morning creating weft floats and the afternoon warp floats—and then put it all together to weave both in the same fabric with just one pick-up stick. Whether it's honeycomb, krokbragd or lace, you can weave all of these patterns on your rigid heddle loom—and have a blast doing it.

BEGINNING RIGID HEDDLE WEAVING SKILLS REQUIRED.

USE OF A RIGID HEDDLE LOOM REQUIRED.

## INKLE WEAVING

2 Sessions \$65

Sunday, March 11 & 18, 1-4pm

Sally Kuhn, instructor

Inkle weaving is simple, portable and fun. Learn the basics of warping and weaving on an inkle loom. We'll make two different projects, one of your own design.

ALL LEVELS WELCOME. USE OF OUR LOOM AND MATERIALS PROVIDED.

## DOUBLEWEAVE

1 Day \$55

Tuesday, March 13, 9-4pm

Judy Steinkoenig, instructor

Want to weave a blanket 45 inches wide, but your loom is only 25 inches? Would you like to weave a vest and not sew a seam or weave your name or draw a picture on the loom without using tapestry? If "yes" is your answer, then come try doubleweave.

BEGINNING 4 SHAFT WEAVING SKILLS REQUIRED.

USE OF A 4 SHAFT PORTABLE LOOM REQUIRED.

**IF YOU ARE TAKING A WEAVING CLASS FROM  
*Shuttles* AND NEED TO USE A PORTABLE LOOM,  
TABLE LOOMS ARE AVAILABLE FOR USE  
ONE WEEK PRIOR TO CLASS.  
CALL THE SHOP TO RESERVE ONE.**

# Felting

ALL FIBERS ARE PROVIDED FOR THE FELTING CLASSES.

**PLEASE BRING A COUPLE OF OLD TOWELS FOR THE WET FELTING CLASSES.**

## NEEDLE FELTED LOVE TOKENS

1 Session \$55

Thursday, January 26, 6:30-9:30pm

Heide Murray, instructor

Beginning needle felting class focused on learning the techniques of needle felting, making various shapes and designing something personal for someone you love. Bring sharp scissors and a selection of special buttons, charms, and tiny scraps of fabric. We will embellish our heart tokens with these small items with hand sewing.

ALL LEVELS WELCOME. AGE 10 AND UP

## FELT A HAT

1 Day \$75

Sunday, January 29, 9:30-5pm

Margaret Tullis, instructor

You will start with loose fleece and end up with a felt hat. You will have lots of choices of colors and shapes for your hat. We supply the tools and materials; you supply an old towel and some elbow grease.

ALL LEVELS WELCOME.

## VOODOO LOVE DOLLS HO DO VOODOO?

1 Session \$55

Monday, February 6, 6:30-9:30pm

Heide Murray, instructor

Needle felted basics will be covered, but this class involves some sewing and embellishing your token. Please bring sharp scissors. Please bring personal items to include in your doll, such as, fabric, buttons, charms, herbs, grasses, red flannel mojo bags...

ALL LEVELS WELCOME. AGE 10 AND UP.



## FELT FOR FEET

1 Day \$75

Sunday, February 26, 9-5pm

Margaret Tullis, instructor

If your toes are cold, this class is for you. There is nothing warmer than felt and it's great for slippers or after ski boots. You will use dyed wool fleece to make one-piece boots felted for a custom fit right on your feet.

ALL LEVELS WELCOME.

## SPRING NEEDLE FELTED NATURE

1 Session \$55

Thursday, March 8, 6:30-9:30pm

Heidi Murray, instructor

A beginning needle felting class that focuses on seeds, acorns, berries, bulbs, and the freshness of spring. We will cover basic shapes and design some cute spring item to take home. I like to put faces on things, so be prepared for your spring to smile at you.

ALL LEVELS WELCOME. AGE 10 AND UP.

## BASIC WET FELTING

2 Sessions \$75

Saturday, March 24 & 31, 1-3:30pm

Margaret Tullis, instructor

What does it take to felt a form or stable cloth from loose wool fiber? It's magic with plain soap and water. We'll make cords and balls, enclosing found objects. We'll explore surface design, including inlays. Come play!

ALL LEVELS WELCOME.

## NUNO

1 Day \$70

Sunday, March 25, 9:30-5pm

Margaret Tullis, instructor

Come explore layers in feltmaking. What sticks, what resists. Bring sheer fabric, mesh, even lace. There will be more to share. You will also need a towel and some elbow grease.

ALL LEVELS WELCOME.

# Spinning Classes

## BEGINNING SPINNING ON A WHEEL

6 Sessions \$150

Begins Thursday, January 12, 7-9:30pm, Dye day-Saturday, February 18, 10-3pm or

Begins Friday, February 24, 9-11:30am, Dye day, Friday, March 30, 9-2pm  
Maggie Casey, instructor

Spider Woman taught the Navajo women to spin with a spindle made of lightning and turquoise. While we can't provide that kind of equipment, we can continue the tradition. Wool, greasy, clean and commercially processed is our fiber. The last class is an all day natural dye workshop. **Women who are pregnant should take the dye class at a later time when they are not pregnant.**

ALL EQUIPMENT AND MATERIALS ARE PROVIDED. PLEASE WEAR OLD CLOTHES.



## SPINDLE BASICS: GOOD JOINS AND SMOOTH YARNS

1 Session \$35

Saturday, February 4, 1-3pm

Connie Kephart, instructor

Bring your spindles and any troublesome fibers! We'll work on making good strong joins, as well as learn some tricks for making smooth yarns with such fibers as silk, cotton, wool top and other interesting fibers and blends I find in the closet. For all spindle spinners that need help with joins. BEGINNING SPINDLE SPINNING SKILLS REQUIRED (ABLE TO FILL A SPINDLE WITH SINGLES). BRING AT LEAST ONE SPINDLE. FIBERS PROVIDED, BUT IF THERE IS A FIBER YOU WANT TO WORK WITH, PLEASE BRING IT.

## SPINNING BLACK

1 Session \$40

Saturday, February 11, 1-4pm

Chris Switzer, instructor

Whether sheep's wool, alpaca, mohair, silk, or a blend -- what is your favorite? Why? Try a variety of fibers and compare. Learn characteristics and properties of each. What about black & white? Try Jacob's sheep or pinto alpaca fibers applied to hand carders in a different way. INTERMEDIATE SPINNING SKILLS REQUIRED. FIBERS PROVIDED. BRING WHEEL, HAND CARDERS AND SOMETHING YOU'VE SPUN. ALSO BRING SOME OF YOUR FAVORITE FIBER TO SHARE.

## DASHING DIVA DOG HAIR

1 Session \$40

Sunday, February 19, 1-4pm

Debi Dodge, instructor

For centuries, Native Peoples have used dog and cat hair for yarns and weaving. This fiber is readily available and quite fun to work with. We will go through preparation and spinning and come out with some lovely yarns for some very special and personal projects. INTERMEDIATE SPINNING SKILLS REQUIRED. BRING WHEEL AND USUAL SPINNING SUPPLIES.

## DROP SPINDLE SPINNING

1 Session \$40

Thursday, February 23, 7-9:30pm

Maggie Casey, instructor

The "dreaded drop spindle" need not be feared at all. All it takes is a little practice and a sense of humor. Come use our spindles or bring your own. We'll twist the night away. ALL LEVELS WELCOME. USE OF SPINDLES AND FIBERS PROVIDED.

## SPINNING REFRESHER

1 Session \$40

Thursday, March 1, 7-9:30pm

Maggie Casey, instructor

Is your spinning wheel just gathering dust? Want a quick review of spinning basics? We'll spend the evening reviewing wheel maintenance, the difference between woolen and worsted yarns and plying techniques. BRING YOUR OWN WHEEL, THREE BOBBINS AND A LAZY KATE. FIBERS PROVIDED.

## SPINNING 2

4 Sessions \$100

Begins Thursday, March 8, 7-9:30pm

Maggie Casey, instructor

Now that you know what the knobs on your spinning wheel are for, is it time for another class? Spinning 2 will include such varied topics as t.p.i. (twists per inch), use of wool combs, Navajo plying and more. We will cover different techniques to give you more control over the size and twist of the yarn you spin. BEGINNING SPINNING SKILLS REQUIRED. BRING YOUR WHEEL. FIBERS PROVIDED.

## FIBER BLIZZARDS

1 Session \$40

Saturday, March 10, 1-3pm

Connie Kephart, instructor

Dig out your hand cards--we'll use them to create a crazy storm of rolags, using multiple fibers, multiple colors, and a handful of mix-ins! Use the results of class as samples for larger blending projects, or spin the rolags one after the other to create a unique, one-of-a-kind yarn. BEGINNING SPINNING SKILLS REQUIRED. FIBERS PROVIDED. BRING HAND CARDS AND ANY FIBER THAT COULD USE A LITTLE MAKE OVER. BRING WHEEL OR SPINDLE

## WILD AND CRAZY YARNS

1 Day \$60

Saturday, March 24, 10-5pm

Debi Dodge, instructor

Inspired by Jacye Boggs...these bumps, beehives, halos, coils, cores and encasements are to die for! OMG! These are all wild, wonderful and crazy yarns with the structural integrity you are looking for in your special projects. The samples are the proof of the pudding. INTERMEDIATE SPINNING SKILLS REQUIRED. FIBERS PROVIDED. BRING ALL THE NORMAL SPINNING TOOLS (EVERYTHING) AND A LOT OF ENTHUSIASM!

# Basketry

ALL BASKET MATERIALS ARE PROVIDED FOR EACH CLASS.

STUDENTS SHOULD WEAR OLD CLOTHES AND BRING: SHARP SHEARS (KITCHEN OR PRUNING), OR DIAGONAL CUTTERS, AWL, TAPE MEASURE, PENCIL AND TOWEL.

## YARN BASKET

1 Day \$75

Sunday, January 22, 9:30-5pm

Margaret Tullis, instructor

This ribbed basket without a handle is perfect for storing a yarn project. The class includes a demonstration and discussion of fiber reactive dyes. ALL LEVELS WELCOME.

## CAT'S HEAD BASKET

1 Day \$75

Sunday, February 19, 10-5pm

Maggie Casey, instructor

The Shakers named this basket for its shape, not its contents. A most attractive basket, it can hold handwork, knitting or precious possessions. ALL LEVELS WELCOME.

## MARKET BASKET

1 Day \$75

Sunday, March 18, 9:30-5pm

Margaret Tullis, instructor

This ribbed basket is great for the farmers' market, collecting eggs or even a favorite yarn project. Single or double bottomed...you decide. The class includes a demonstration and discussion of fiber reactive dyes. ALL LEVELS WELCOME

Each *Shuttles* newsletter is available on line  
the same day the printed version is mailed.

[www.shuttlesspindlesandskeins.com](http://www.shuttlesspindlesandskeins.com)

## CLASS REGISTRATION POLICIES

Many of our classes fill up quickly. To guarantee a space, you should pre-register AT LEAST ONE WEEK PRIOR TO the beginning of the class. To register for a class, we require a deposit of ½ of the cost of the class. The remainder of the fee is due the day of the first class. We consider your enrollment a commitment to take the class. We order supplies and make a commitment to the instructor based on your registration.

Please be sure you can attend the first session before you sign up for a class. The first class session provides the foundation of skills for the entire class.

If you cancel a week or more before the beginning date of the class, all monies will be refunded. IF YOU CANCEL WITH LESS THAN A WEEK'S NOTICE, YOUR REGISTRATION DEPOSIT WILL BE FORFEITED. The cost of the class is neither refundable nor transferable once the class has begun. A full refund of all monies will be made if Shuttles, Spindles and Skeins cancels a class.

**MUCH AS WE LOVE CHILDREN - ESPECIALLY YOURS - OUR VERY LIMITED CLASSROOM SPACE MAKES IT IMPOSSIBLE TO ACCOMMODATE CHILDREN WHILE YOU ARE IN CLASS. PLEASE MAKE OTHER ARRANGEMENTS.**

Please enroll me in (name of class or classes, date & time) \_\_\_\_\_

Name \_\_\_\_\_

Mailing Address \_\_\_\_\_

City, State, Zip \_\_\_\_\_

Telephone (Please list home and cell) H \_\_\_\_\_ Cell \_\_\_\_\_

I have enclosed my check or money order in the amount of \$ \_\_\_\_\_.

Please charge \$ \_\_\_\_\_ to my  Visa  Master Card  Discover  American Express

Credit card number: \_\_\_\_\_ Expiration date: \_\_\_\_\_ Security Code: \_\_\_\_\_

## Crochet Classes

### BEGINNING CROCHET

4 Sessions \$95

Begins Thursday, January 19, 6:30-9pm or

Begins Saturday, February 18, 9:30-12noon

Margaret Tullis, instructor

Discover the versatility and usefulness of crochet. Learn basic crochet stitches and how to read patterns. Several small projects will be made, including a hat. (Hat uses worsted weight yarn to be provided by the student.)  
BOOK, HOOK AND SAMPLER YARN PROVIDED.

### CROCHET FOR FINGERS AND TOES

3 Sessions \$70

Begins Tuesday, February 7, 6:30-9pm

Margaret Tullis, instructor

We'll start with stitches appropriate for cuffs (wrists or legwarmers?) and then move on to feet and hands. This class is all about working in the round.  
BEGINNING CROCHET SKILLS REQUIRED. PLEASE BRING ANY HOOKS YOU MAY HAVE.

### TUNISIAN CROCHET

2 Sessions \$65

Thursday, February 16 & 23, 6:30-9pm

Margaret Tullis, instructor

Tunisian crochet (also known as afghan stitch) may be a common beginning of both knitting and crochet. The fabric is unique. We'll do a stitch sampler bag, a big hook 2-color scarf and explore project options.  
BEGINNING CROCHET SKILLS REQUIRED.  
HOOKS AND SOME YARNS PROVIDED.

### TAPESTRY CROCHET AND BEADS TOO

2 Sessions \$65

Tuesday, March 6 & 13, 6:30-8:30pm

Margaret Tullis, instructor

Color changes, figure design and beads will add new dimension to your crochet. We'll make a bag or a hat and explore other project possibilities.  
BEGINNING CROCHET SKILLS REQUIRED.  
HOOK AND SOME YARN PROVIDED

## Uniques

### PLY SPLIT A WAVES KEY RING BRAID OR DISTAFF

1 Session \$40

Saturday, January 28, 10-12:30pm

Sally Kuhn, instructor

Ply-splitting, a technique from Northern India, is completely portable. Peter Collingwood and Linda Hendrickson helped introduce this slow and meditative technique to the US. We will complete a colorful Waves Key ring braid or distaff using SCOT (Single-course Oblique Twining), prepared cords and a gripfid-a handy tool.

ALL SUPPLIES INCLUDED. ALL LEVELS WELCOME.

### PLY SPLIT A GARLIC BASKET!

1 Day \$50

Sunday, January 29, 10:30-4:00 pm

Sally Kuhn, instructor

We will construct a small garlic basket of 3-ply Danish cord using a gripfid – a handy tool.

ALL MATERIALS PROVIDED.

EXPERIENCE IN PLY SPLITTING OR TEACHER APPROVAL REQUIRED.

### NETTING

2 Sessions \$60

Sunday, March 4 & 11, 1-3:30pm

Margaret Tullis, instructor

Nets are structures composed of knots. We'll make a great string bag and explore the history, from fishing to lace.

ALL LEVELS WELCOME.

### CROCHET CLINIC

45 Minutes \$25

ANY TUESDAY OR WEDNESDAY, 11-4PM

**BUT YOU MUST CALL TO MAKE AN APPOINTMENT**

Margaret Tullis, instructor

Do you have crochet questions? Are you stuck on a project? Need help understanding directions? Want help starting a new project or finishing an old one? Crochet clinic is the answer. Bring your projects and problems, and we will talk crochet.



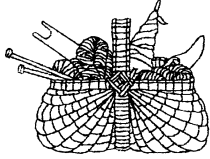
## We will be closed for inventory Monday, January 2 & Tuesday, January 3



**WINTER CLASSES**  
Jan. - March 2012



Knitting, Weaving, Felting, Spinning, Crochet, Basketry, Tatting, Uniques, plus Special Workshops, a Book Signing and a Trunk Show!



Shuttles, Spindles & Skeins, Inc.  
635 South Broadway #E  
Boulder, CO 80305

PRSR STD  
U.S. POSTAGE  
PAID  
BOULDER CO  
PERMIT NO.182

RETURN SERVICE REQUESTED

### Book Signing

Monday, January 9, 1-3:30pm

Come celebrate the long awaited arrival of Susan Wilson's book **WEAVE CLASSIC CRACKLE & MORE**. The book provides an explanation of Crackle theory and design. It includes many treadling variations including polychrome, multi-shaft variations and more. This book belongs on every weaver's bookshelf.

#### NEW YARNS!

**LIBERTY WOOL** - VARIEGATED, WASHABLE, SOFT AND LOVELY - A WONDERFUL YARN  
**PASTICHE** - ADD A LITTLE SPARKLE WITH THIS VARIEGATED NOVELTY YARN  
**MADLINETOSH PASHMINA** - MERINO/SILK/CASHMERE  
**JOIE DE VIE** - MAKE LIFE JOYFUL WITH THIS LACEY, FUN NOVELTY YARN IN GREAT COLORS  
**CLOUD** - LIGHT, WARM AND QUICK TO KNIT, A DELICIOUS BLEND OF MERINO & ALPACA  
**SURINO** - LOOK AT THE LIGHT SIDE FOR THIS SPORT WEIGHT YARN - A DELIGHTFUL BLEND OF ALPACA AND MERINO  
**LAMBADA** - YOU'LL DANCE THE NIGHT AWAY IN A FUNKY, FUN SCARF OF THIS YARN  
**MANOS LACE** - SCRUMPTIOUS, KETTLE DYED ALPACA, SILK, CASHMERE BLEND. LOVELY TO KNIT, DELICIOUS TO WEAR!

#### NEW BOOKS!

**SOCKTOPUS**  
**200 FAIR ISLE MOTIFS**  
**BOOK OF SOCKS** BY CLARA PARKES  
**TRADITIONAL SWEDISH PATTERNS FOR KNITTING**  
**KNITTED DINOSAURS**  
**KNITTING AROUND THE WORLD**  
**FIBER & FABRIC MANIA** - A TRAVEL GUIDE 2012  
**WEAVE CLASSIC CRACKLE & MORE** - SUSAN WILSON  
**ULTIMATE MITTENS** BY ROBIN HANSEN  
**THE KNITTER'S LIFE LIST**  
**WEEKEND HATS**  
 BACK IN PRINT -  
**CHARTS FOR COLOR KNITTING** BY ALICE STARMORE  
**ARAN KNITTING** BY ALICE STARMORE  
**NEW DVDS!**  
**WEAVING WELL** - MADELYN VAN DER HOOGT  
**DYEING IN THE KITCHEN** - DEB MENZ

Help us with our mailing list. If you move, please let us know. If you are getting duplicates or don't want to receive the newsletter, also let us know. Thanks.